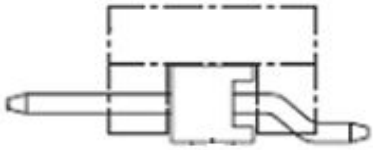


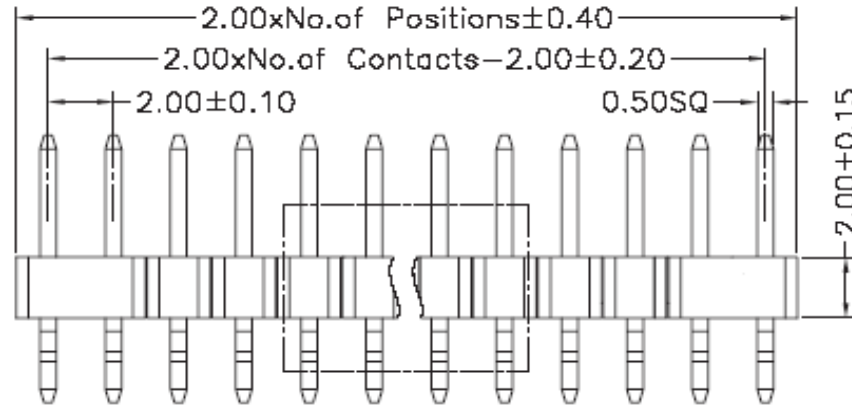
# EDCON-COMPONENTS



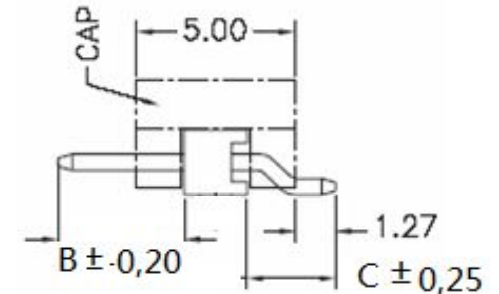
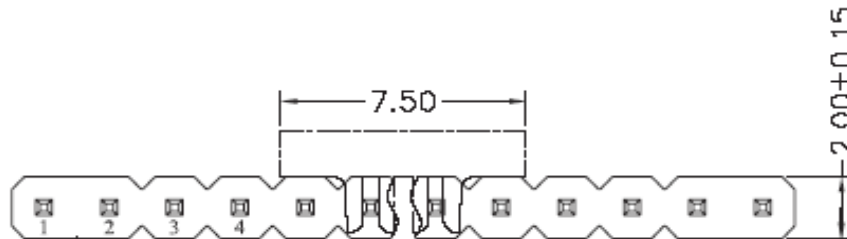
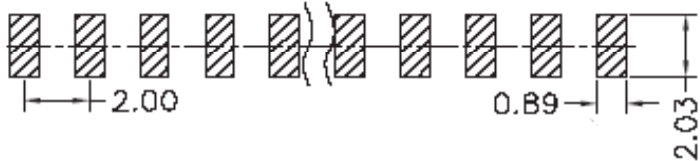
## Specifications

|                          |  |
|--------------------------|--|
| Current Rating:          | 1,5 Ampere   |
| Insulator Resistance:    | 5000 Megaohm min.  |
| Dielectric Withstanding: | AC 500V  |
| Operating Temperature:   | -.40°C to +105°C   |
| Contact Material:        | Copper, Alloy  |
| Insulator Material:      | P.B.T / PA6T   |
| Standard:                | PBT  |
| Contact Plating:         | Tin, Gold or Selective Plated                                    |
| Standard:                | Gold Flash Overall   |
| Selectiv Plating:        | Gold flash plated on contact area /<br>tin plated on solder area |
| Max. Prozessing Temp.    | 230°C for 60 seconds   |

## Drawing ( dimensions all into mm)



## P.C.B Layout



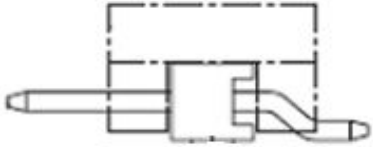
PIN Header / Single Row / Single Body / Pitch 2,00mm

Part No.: **T51B1064-**

Customer:

|       |        |      |        |        |        |           |           |      |            |
|-------|--------|------|--------|--------|--------|-----------|-----------|------|------------|
| DRW:  | Jason  | CHKD | Wilson | MATL:  | Wilson | TOLERANCE | Mason     | DATE | 07.09.2023 |
| APPD: | Schumi |      |        | FINISH | Jamy   |           | Sheet No. |      | 1 from 4   |

# EDCON-COMPONENTS



## Pin Code length table free configuration

| Order Code | Dimension (mm) |      |  |  |
|------------|----------------|------|--|--|
|            | B              | C    |  |  |
| A01        | 4.0            | 2,80 |  |  |
| A02        | 3,2            | 2,80 |  |  |
| A03        | 4.0            | 3,30 |  |  |
| A04        |                |      |  |  |
| A05        |                |      |  |  |
| A06        |                |      |  |  |
| A07        |                |      |  |  |
| A08        |                |      |  |  |
| A09        |                |      |  |  |
| A10        |                |      |  |  |
| A11        |                |      |  |  |
| A12        |                |      |  |  |
| A13        |                |      |  |  |
| A14        |                |      |  |  |
| A15        |                |      |  |  |
| A16        |                |      |  |  |
| A17        |                |      |  |  |
| A18        |                |      |  |  |
| A19        |                |      |  |  |
| A20        |                |      |  |  |
| A21        |                |      |  |  |
| A22        |                |      |  |  |

| Order Code | Dimension (mm) |  |  |  |
|------------|----------------|--|--|--|
|            | B              |  |  |  |
| A23        |                |  |  |  |
| A24        |                |  |  |  |
| A25        |                |  |  |  |
| A26        |                |  |  |  |
| A27        |                |  |  |  |
| A28        |                |  |  |  |
| A29        |                |  |  |  |
| A30        |                |  |  |  |
| A31        |                |  |  |  |
| A32        |                |  |  |  |
| A33        |                |  |  |  |
| A34        |                |  |  |  |
| A35        |                |  |  |  |
| A36        |                |  |  |  |
| A37        |                |  |  |  |
| A38        |                |  |  |  |
| A39        |                |  |  |  |
| A40        |                |  |  |  |
| A41        |                |  |  |  |
| A42        |                |  |  |  |
| A43        |                |  |  |  |
| A44        |                |  |  |  |

| Order Code | Dimension (mm) |  |  |  |
|------------|----------------|--|--|--|
|            | B              |  |  |  |
| A45        |                |  |  |  |
| A46        |                |  |  |  |
| A47        |                |  |  |  |
| A48        |                |  |  |  |
| A49        |                |  |  |  |
| A50        |                |  |  |  |
| A51        |                |  |  |  |
| A52        |                |  |  |  |
| A53        |                |  |  |  |
| A54        |                |  |  |  |
| A55        |                |  |  |  |
| A56        |                |  |  |  |
| A57        |                |  |  |  |
| A58        |                |  |  |  |
| A59        |                |  |  |  |
| A60        |                |  |  |  |
| A61        |                |  |  |  |
| A62        |                |  |  |  |
| A63        |                |  |  |  |
| A64        |                |  |  |  |
| A65        |                |  |  |  |
| A66        |                |  |  |  |

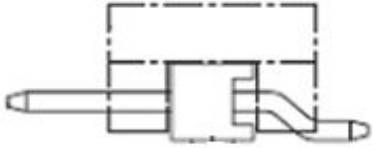
PIN Header / Single Row / Single Body / Pitch 2,00mm

Part No.: **T51B1064-**

Customer:

|       |        |      |        |        |        |           |           |      |            |
|-------|--------|------|--------|--------|--------|-----------|-----------|------|------------|
| DRW:  | Jason  | CHKD | Wilson | MATL:  | Wilson | TOLERANCE | Mason     | DATE | 07.09.2023 |
| APPD: | Schumi |      |        | FINISH | Jamy   |           | Sheet No. |      | 2 from 4   |

# EDCON-COMPONENTS

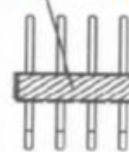


## Ordering Informations

| Serie            | No. of Pos. | Construction | Contact Plating | Material  | Locating Peg | Pin Length Order Code | ROHS     | Packing   |  |  |
|------------------|-------------|--------------|-----------------|-----------|--------------|-----------------------|----------|-----------|--|--|
| <b>T51B1064-</b> | <b>XX</b>   | <b>RS</b>    | <b>G0</b>       | <b>PB</b> | <b>N</b>     | <b>A01</b>            | <b>R</b> | <b>BU</b> |  |  |

|                                 |                             |   |                             |                        |                   |                        |   |
|---------------------------------|-----------------------------|---|-----------------------------|------------------------|-------------------|------------------------|---|
| <b>XX</b> = total pin of header | <b>RS</b> = Right Angle SMT | <b>G0</b> = Gold Flash (Standard)             | <b>PB</b> =P.B.T (Standard) | <b>N</b> = without Peg | look table page 2 | <b>N</b> =NO ROHS      | <b>BU</b> = Bulk (Standard)                                     |
|                                 |                             | <b>T0</b> = Tin plated                        | <b>PA</b> = Polyester 6T    |                        |                   | <b>R</b> =ROHS conform | <b>TU</b> = Tube w/o Cap  |
|                                 |                             | <b>GA</b> = 10µ Gold Plating                  | <b>NY</b> = Nylon 6T        |                        |                   |                        | <b>TC</b> = Tube w. pic and Place Cap                           |
|                                 |                             | <b>GB</b> = 15µ Gold Plating                  |                             |                        |                   |                        | <b>TY</b> = Tray packing w/o Cap                                |
|                                 |                             | <b>GC</b> = 20µ Gold Plating                  |                             |                        |                   |                        | <b>TR</b> = Tape/Reel w. pic and Place Cap                      |
|                                 |                             | <b>S0</b> = Selectiv Plating Gold Flash / Tin |                             |                        |                   |                        | <b>TF</b> = Tape/Reel w. Mylar or Kapton Foil for PIC and PLACE |
|                                 |                             | <b>TN</b> = Tin Plated                        |                             |                        |                   |                        | <b>TA</b> = Tube w. Smooth-Surface Plastic Body                 |

**ORDER CODE = TF with PIC and PLACE FILM instead CAP**



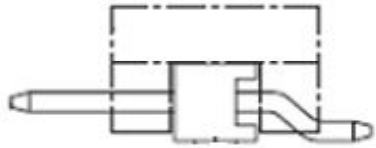
PIN Header / Single Row / Single Body / Pitch 2,00mm

Part No.: **T51B1064-**

|       |        |      |        |        |        |           |           |          |            |           |
|-------|--------|------|--------|--------|--------|-----------|-----------|----------|------------|-----------|
| DRW:  | Jason  | CHKD | Wilson | MATL:  | Wilson | TOLERANCE | Mason     | DATE     | 07.09.2023 | Customer: |
| APPD: | Schumi |      |        | FINISH | Jamy   |           | Sheet No. | 3 from 4 |            |           |

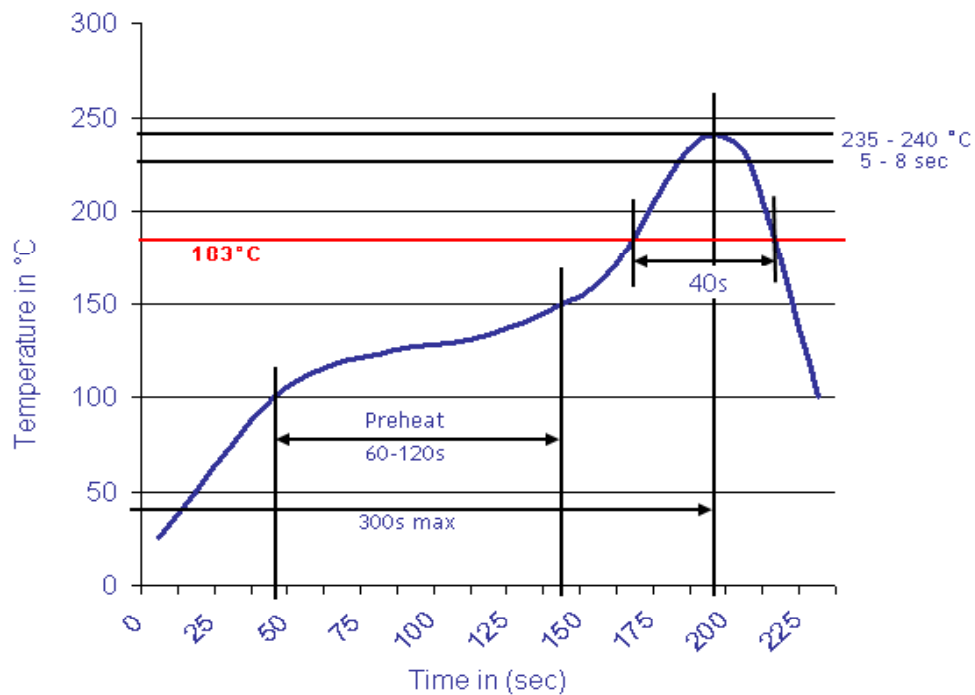
[www.edcon-components.com](http://www.edcon-components.com)

email: [info@edcon-components.com](mailto:info@edcon-components.com)

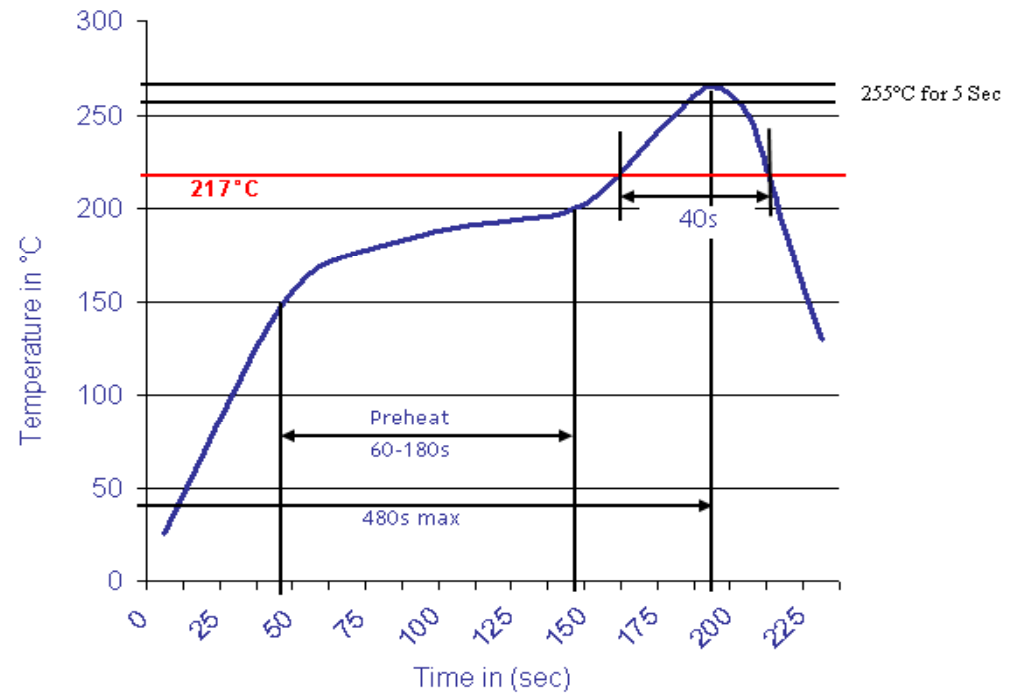


Soldering Profile for Lead Free Soldering

Classification Reflow Profile (JEDEC J-STD-020C)



Classification Reflow Profile (JEDEC J-STD-020C)



PIN Header / Single Row / Single Body / Pitch 2,00mm

Part No.: **T51B1064-**

Customer:

|       |        |      |        |        |        |           |           |          |            |
|-------|--------|------|--------|--------|--------|-----------|-----------|----------|------------|
| DRW:  | Jason  | CHKD | Wilson | MATL:  | Wilson | TOLERANCE | Mason     | DATE     | 07.09.2023 |
| APPD: | Schumi |      |        | FINISH | Jamy   |           | Sheet No. | 4 from 4 |            |