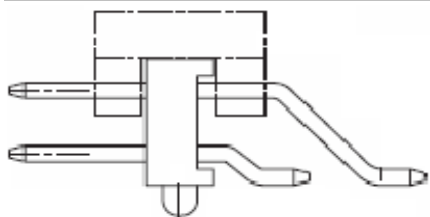


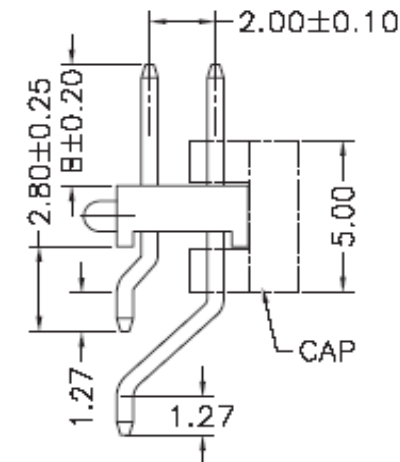
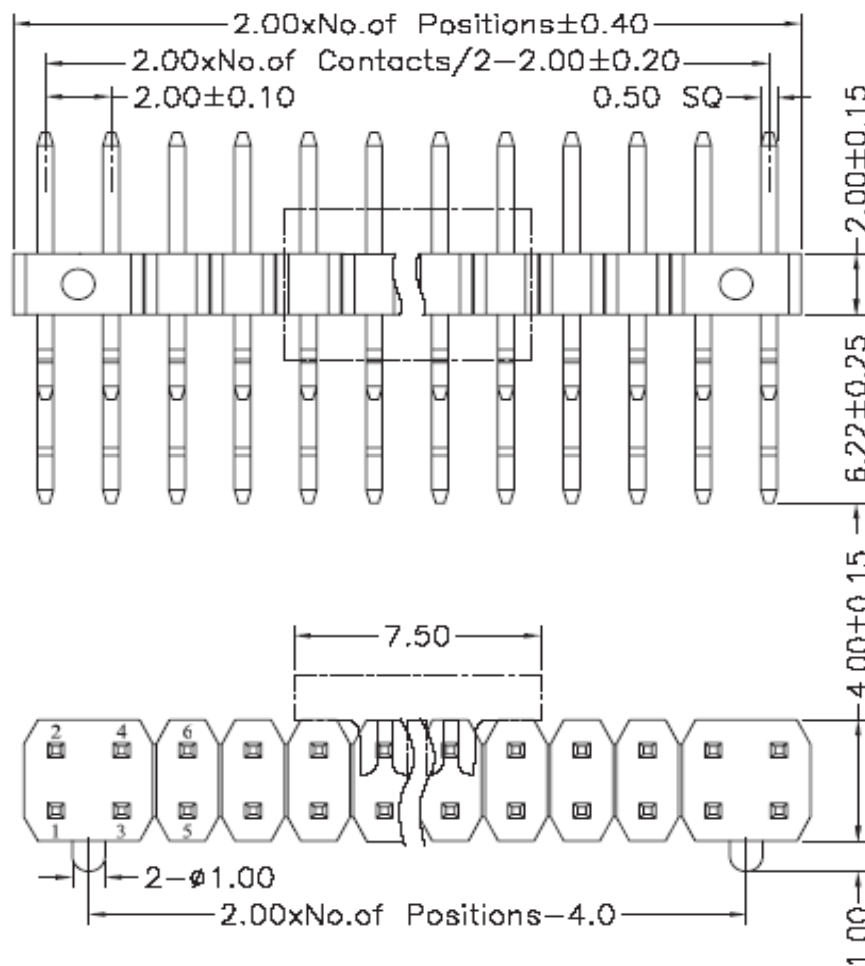
# EDCON-COMPONENTS



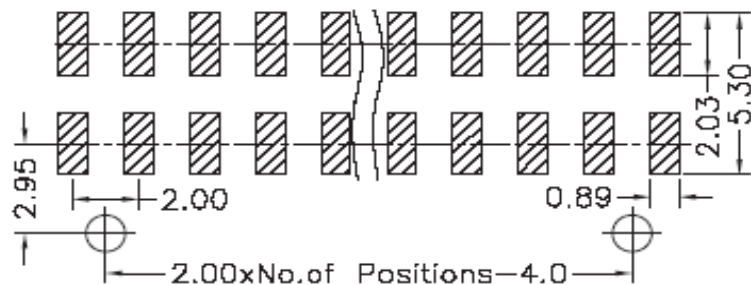
## Specifications

Current Rating:	1,5 Ampere
Insulator Resistance:	5000 Megaohm min.
Dielectric Withstanding:	AC 500V
Operating Temperature:	.-40°C to +105°C
Contact Material:	Copper, Alloy
Insulator Material:	P.B.T / PA6T
Standard:	PBT
Contact Plating:	Tin, Gold or Selective Plated
Standard:	Gold Flash Overall
Selectiv Plating:	Gold flash plated on contact area / tin plated on solder area
Max. Prozessing Temp.	230°C for 60 seconds

## Drawing ( dimensions all into mm )



## P.C.B Layout



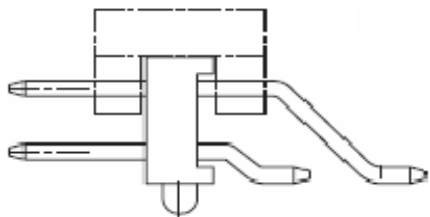
PIN Header / Dual Row / Single Body / Pitch 2,00mm

Part No.: **T51B1043-**

Customer:

DRW:	Jason	CHKD	Wilson	MATL:	Wilson	TOLERANCE	Mason	DATE	18.11.2016
APPD:	Schumi			FINISH	Jamy		Sheet No.	1 from 4	

# EDCON-COMPONENTS



## Pin Code length table free configuration

Order Code	Dimension (mm)			
	B			
A01	4,00			
A02	4,45			
A03	5,00			
A04	6,00			
A05				
A06				
A07				
A08				
A09				
A10				
A11				
A12				
A13				
A14				
A15				
A16				
A17				
A18				
A19				
A20				
A21				
A22				

Order Code	Dimension (mm)			
	B			
A23				
A24				
A25				
A26				
A27				
A28				
A29				
A30				
A31				
A32				
A33				
A34				
A35				
A36				
A37				
A38				
A39				
A40				
A41				
A42				
A43				
A44				

Order Code	Dimension (mm)			
	B			
A45				
A46				
A47				
A48				
A49				
A50				
A51				
A52				
A53				
A54				
A55				
A56				
A57				
A58				
A59				
A60				
A61				
A62				
A63				
A64				
A65				
A66				

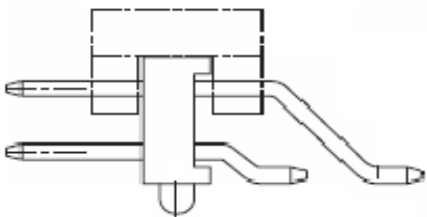
PIN Header / Dual Row / Single Body / Pitch 2,00mm

Part No.: **T51B1043-**

DRW:	Jason	CHKD	Wilson	MATL:	Wilson	TOLERANCE	Mason	DATE	18.11.2016
APPD:	Schumi			FINISH	Jamy		Sheet No.		2 from 4

Customer:

# EDCON-COMPONENTS



## Ordering Informations

Serie	No. of Pos.	Construction	Contact Plating	Material	Locating Peg	Pin Length Code	ROHS	Packing		
<b>T51B1043-</b>	<b>XX</b>	<b>RS</b>	<b>G0</b>	<b>NY</b>	<b>2</b>	<b>A01</b>	<b>R</b>	<b>TC</b>		

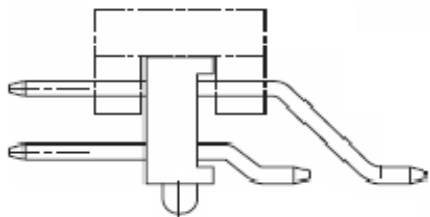
<b>XX</b> = total pin of header	<b>RS</b> = Right Angle SMT	<b>G0</b> = Gold Flash (Standard)	<b>PB</b> =P.B.T (Standard)	<b>2</b> = with Peg	look table page 2	<b>N</b> =NO ROHS conform	<b>BU</b> = Bulk (Standard)
<b>T0</b> = Tin plated	<b>NY</b> = Polyester 6T	<b>GA</b> = 10µ Gold Plating	<b>P4</b> = PA 4T	<b>N</b> = without Peg		<b>R</b> =ROHS conform	<b>TU</b> = Tube w/o Cap
<b>GB</b> = 15µ Gold Plating		<b>GC</b> = 20µ Gold Plating				<b>TC</b> = Tube w. pic and Place Cap	<b>TY</b> = Tray packing w/o Cap
<b>S0</b> = Selectiv Plating Gold Flash / Tin						<b>TR</b> = Tape/Reel w. pic and Place Cap	
<b>TN</b> = Tin Plated							

PIN Header / Dual Row / Single Body / Pitch 2,00mm

Part No.: **T51B1043-**

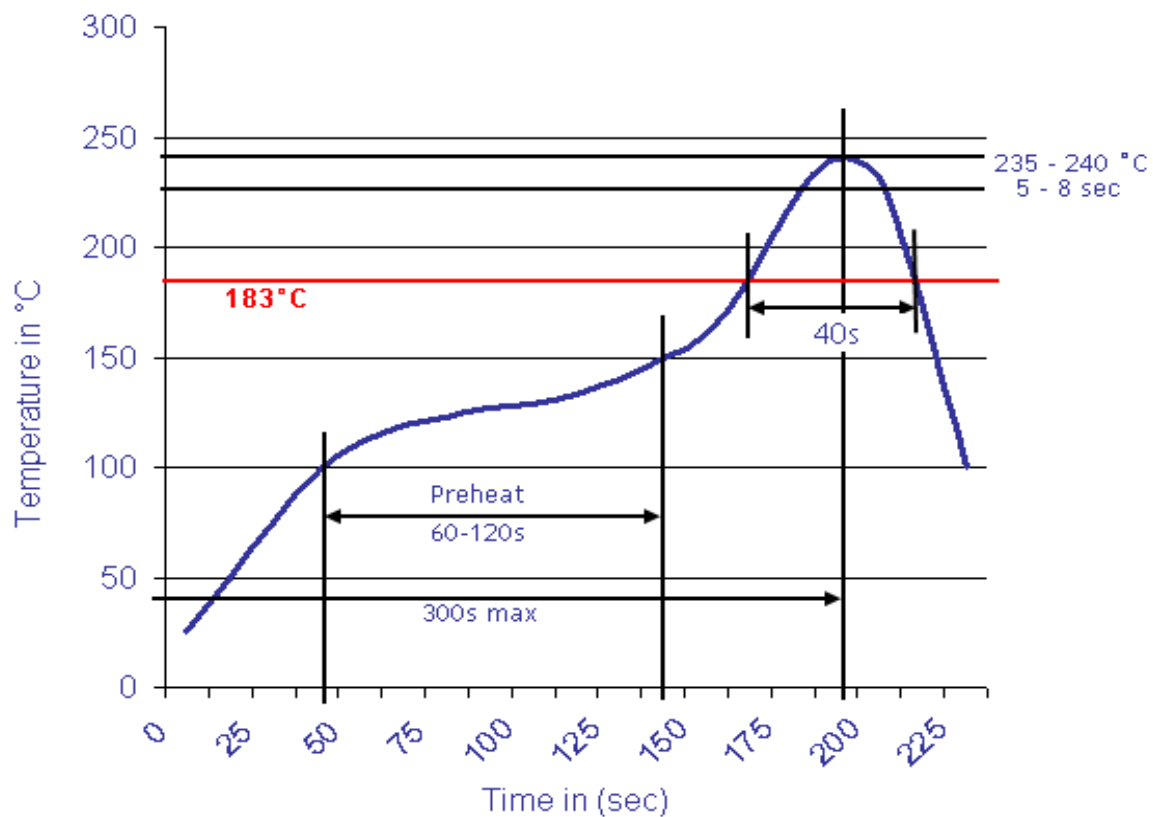
DRW:	Jason	CHKD	Wilson	MATL:	Wilson	TOLERANCE	Mason	DATE	18.11.2016
APPD:	Schumi			FINISH	Jamy		Sheet No.		3 from 4

Customer:



Soldering Profile for Lead Free Soldering

Classification Reflow Profile (JEDEC J-STD-020C)



PIN Header / Dual Row / Single Body / Pitch 2,00mm
Part No.: <b>T51B1043-</b>

DRW:	Jason	CHKD	Wilson	MATL:	Wilson	TOLERANCE	Mason	DATE	18.11.2016	Customer:
APPD:	Schumi			FINISH	Jamy		Sheet No.	4 from 4		