


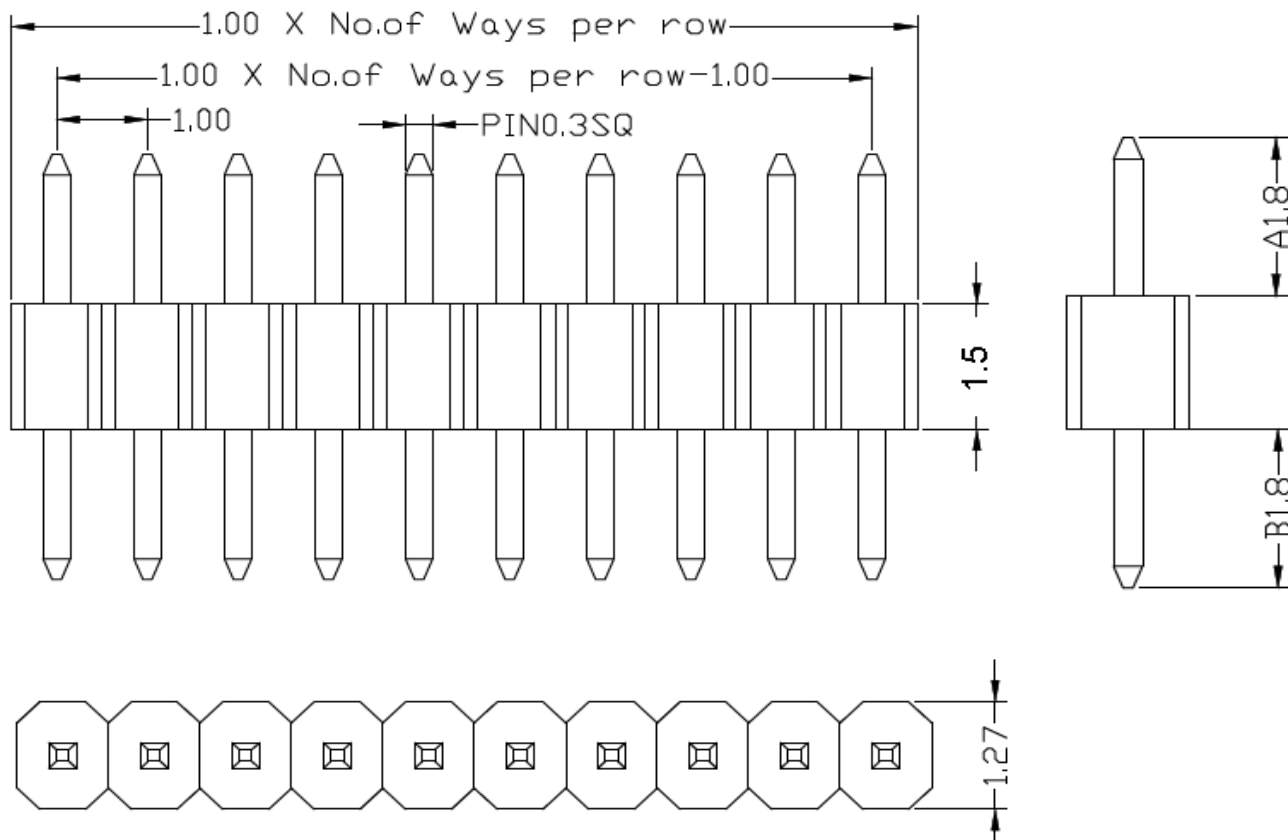
EDCON-COMPONENTS



Specifications

Current Rating:	1,0 Ampere
Insulator Resistance:	5000 Megaohm min.
Dielectric Withstanding:	AC 500V
Operating Temperature:	-.65°C to +125°C
Contact Material:	Brass
Insulator Material:	P.B.T. UL94V-0
Standard:	P.B.T.
Contact Plating:	Tin, Gold or Selective Plated
Standard:	Gold Flash Overall
Selectiv Plating:	Gold flash plated on contact area / tin plated on solder area

Drawing (dimensions all into mm)



PCB Layout




**THT PIN Header / Pitch
1,0mm**

Part No.: **T51D1021-**

Customer:

DRW:	Jason	CHKD	Wilson	MATL:	Wilson	TOLERANCE	Mason	DATE	30.04.2017
APPD:	Schumi			FINISH	Jamy		Sheet No.	1 from 4	

EDCON-COMPONENTS



Pin Code length table free configuration

Order Code	Dimension (mm)			
	A	B		
A01	1,80	1,80		
A02	2,20	1,80		
A03	2,50	1,80		
A04	2,80	1,80		
A05	3,00	1,80		
A06				
A07				
A08				
A09				
A10				
A11				
A12				
A13				
A14				
A15				
A16				
A17				
A18				
A19				
A20				
A21				
A22				

Order Code	Dimension (mm)			
	A			
A23				
A24				
A25				
A26				
A27				
A28				
A29				
A30				
A31				
A32				
A33				
A34				
A35				
A36				
A37				
A38				
A39				
A40				
A41				
A42				
A43				
A44				


**THT PIN Header / Pitch
1,0mm**

Part No.: **T51D1021-**

DRW:	Jason	CHKD	Wilson	MATL:	Wilson	TOLERANCE	Mason	DATE	30.04.2017
APPD:	Schumi			FINISH	Jamy		Sheet No.		2 from 4

Customer:
email: info@edcon-components.com

EDCON-COMPONENTS



Ordering Informations

Serie	No. of Pos.	Construction	Contact Plating	Body Material	Special Function	Pin Length Code	ROHS	Packing		
T51D1021-	XX	ST	G0	PB	N	A01	R	BU		


XX= 2~50Pos	ST= Straight THT	G0= Gold Flash (Standard)	PB= P.B.T (Standard)	N= No special	look table page 2	N= NO ROHS conform	BU= Bulk (Standard)
		T0= Tin plated	P6= PA46			R= ROHS conform	TU= Tube w/o Cap
		GA= 3µ Gold Plating	NY= Nylon- PA6T				TC= Tube w. pic and Place Cap
		GB= 5µ Gold Plating	LC= LCP				TY= Tray packing w/o Cap
		GC= 10µ Gold Plating					TR= Tape/Reel w. pic and Place Cap
		GD= 15µ Gold Plating					
		GE= 20µ Gold Plating					
		GF= 30µ Gold Plating					
		S0= Selectiv Plating Gold Flash / Tin					

**THT PIN Header / Pitch
1,0mm**

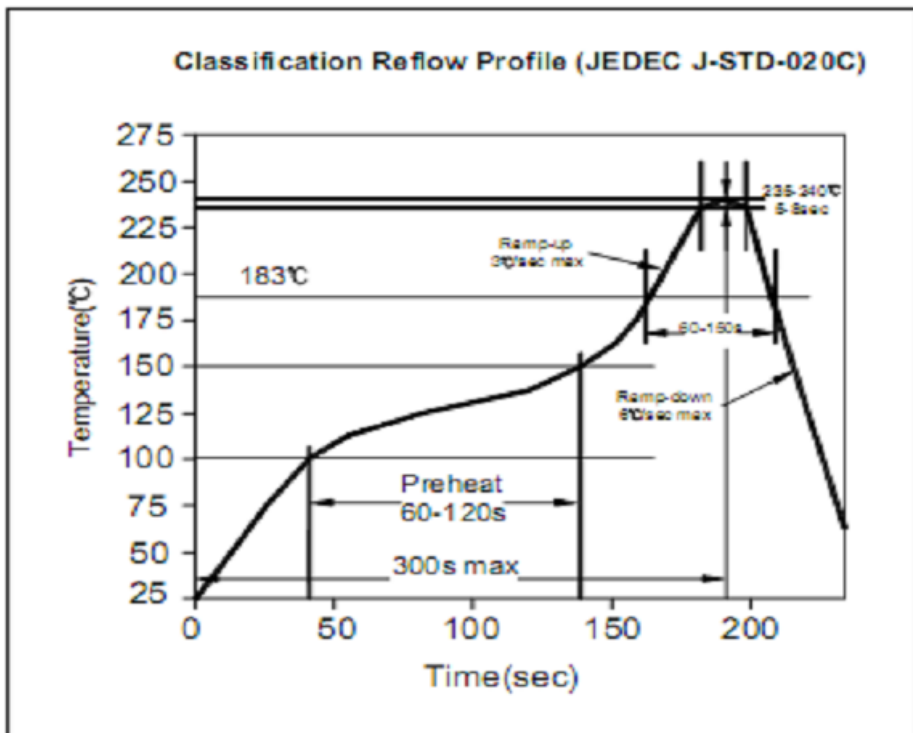
Part No.: **T51D1021-**

DRW:	Jason	CHKD	Wilson	MATL:	Wilson	TOLERANCE	Mason	DATE	30.04.2017
APPD:	Schumi			FINISH	Jamy		Sheet No.		3 from 4

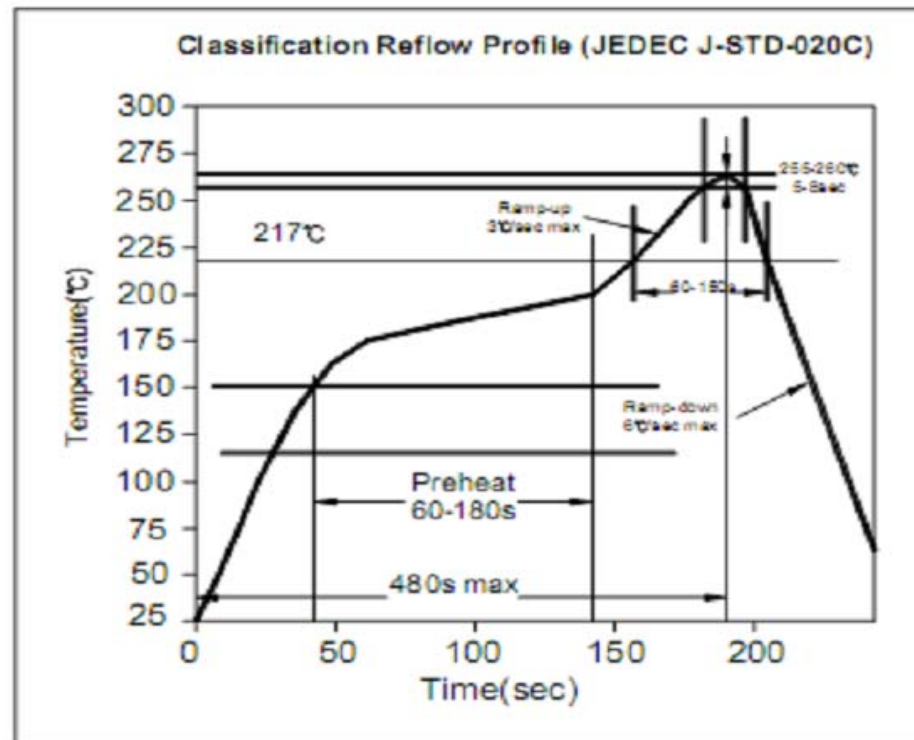
Customer:



Soldering Profile for Lead Soldering (P.B.T.)



Soldering Profile for Lead Free Soldering (Nylon 6T)



**THT PIN Header / Pitch
1,0mm**

Part No.: **T51D1021-**

DRW:	Jason	CHKD	Wilson	MATL:	Wilson	TOLERANCE	Mason	DATE	30.04.2017
APPD:	Schumi			FINISH	Jamy		Sheet No.	4 from 4	Customer: