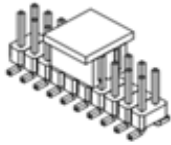


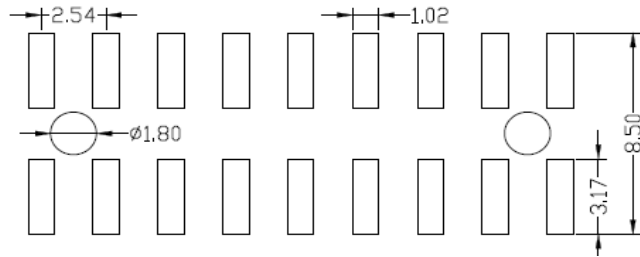
EDCON-COMPONENTS



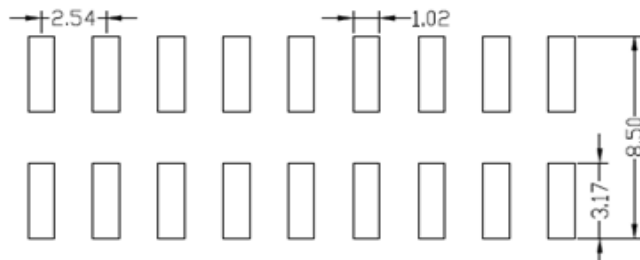
Specifications

Current Rating:	3 Ampere
Insulator Resistance:	5000 Megaohm min.
Contact Resistance	20m Ohm max.
Dielectric Withstanding:	AC 500V
Operating Temperature:	-.65°C to +125°C
Contact Material:	Phosphor Bronze
Insulator Material:	Polyester, UL 94V-0
Standard:	PBT
Contact Plating:	Tin, Gold or Selective Plated
Standard:	Gold Flash Overall

P.C.B Layout



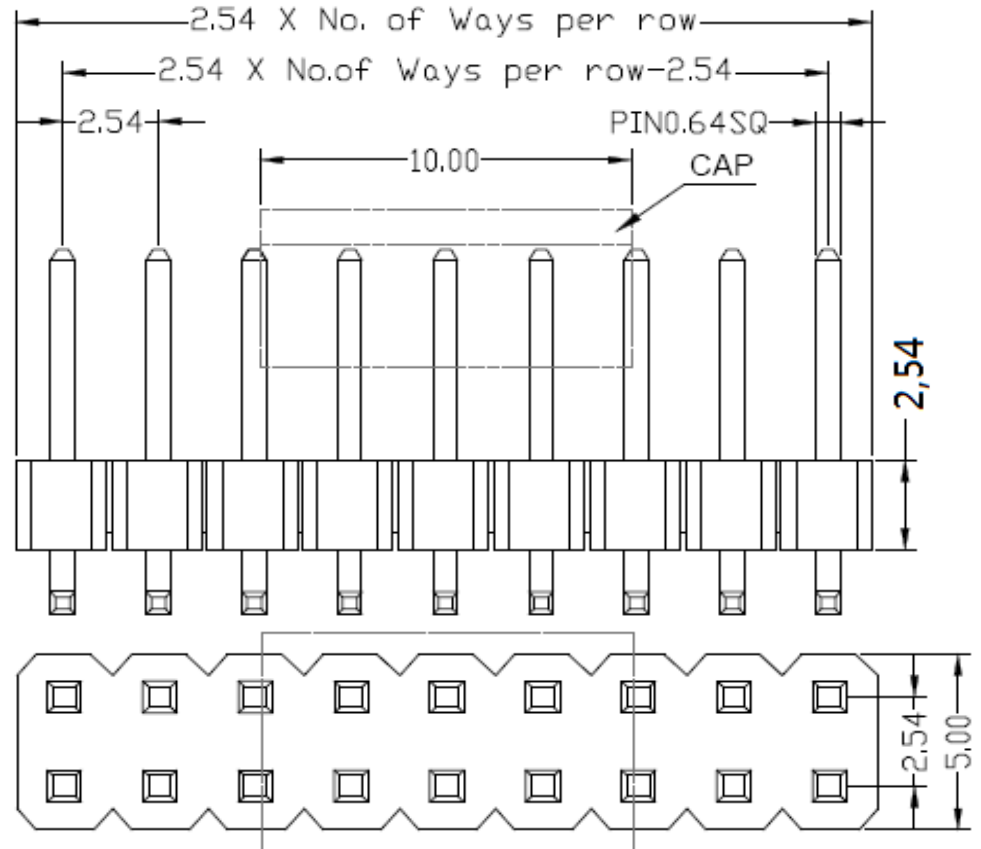
with Polaristaion Peg



without Polaristaion Peg

DRW:	Jason	CHKD	Wilson	MATL:	Wilson	TOLERANCE	Mason	DATE	27.03.2024
APPD:	Schumi			FINISH	Jamy		Sheet No.	1 from 4	

Drawing



**SMD Male Header Pitch
2,54mm**

Part No.: **T51A1087-**

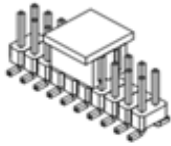
Customer:

www.edcon-components.com

email: info@edcon-components.com

Copyright by S.Tiede

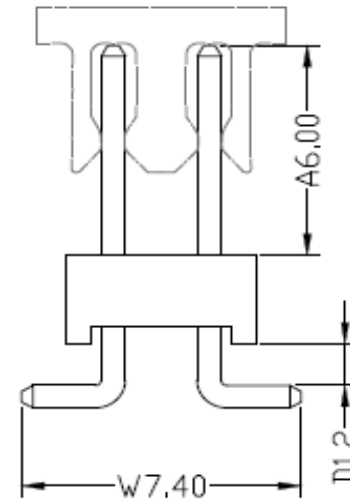
EDCON-COMPONENTS



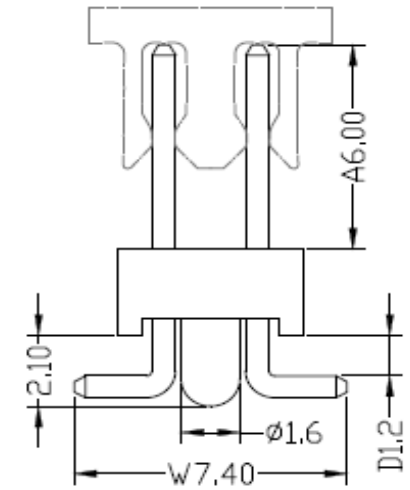
Pin Code length table free configuration

Order Code	Dimension (mm)		
	A	D	W
A01	3,50	1,20	7,40
A02	4,80	1,20	7,40
A03	6,10	1,20	7,40
A04	6,90	1,20	7,40
A05	9,90	1,20	7,40
A06	5,84	1,20	7,40
A07	8,13	1,20	7,40
A08	11,00	0,62	7,40
A09	13,08	0,62	7,40
A10	5,84	0,63	7,40
A11	6,00	0,42	7,50
A12	17,00	0,62	7,40
A13	5,00	1,20	7,40
A14	5,80	0,00	8,50
A15	6,20	1,36	7,40
A16			
A17			
A18			
A19			
A20			
A21			
A22			

Order Code	Dimension (mm)		
	A	B	C
A23			
A24			
A25			
A26			
A27			
A28			
A29			
A30			
A31			
A32			
A33			
A34			
A35			
A36			
A37			
A38			
A39			
A40			
A41			
A42			
A43			
A44			



without Polaristaion Peg



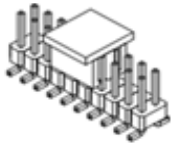
with Polaristaion Peg

**SMD Male Header Pitch
 2,54mm**

	X=	X.X=	X.XX=	X.XXX=
DRW:	±0,35	±0,25	±0,20	±0,15
APPD:	Jason	Mason	DATE	27.03.2024
CHKD:	Wilson		Sheet No.	2 from 4
MATL:	Wilson			
FINISH:	Jamy			

Part No.: **T51A1087-**
 Customer:





Ordering Informations

Serie	No. of Pos.	Construction	Contact Plating	Material	Special function	Pin Length Code	ROHS	Packing		
-------	-------------	--------------	-----------------	----------	------------------	-----------------	------	---------	--	--

T51A1087-	XX	SS	G0	PB	W	A01	R	TU		
------------------	-----------	-----------	-----------	-----------	----------	------------	----------	-----------	--	--

06 ~ 80Pos.	SS= Straight SMD	G0= Gold Flash (Standard)	PB= P.B.T	W= With Polarisation Peg	look Table No. 1	N= NO ROHS conform	BU= Bulk (Standard)
		T0= Tin plated	NY= Nylon-6T				N= Without Polarisation Peg
		T0= Tin plated	PA= PA-46			TC= Tube w. pic and Place Cap	
		GA= 3µ Gold Plating	LC= LCP			TY= Tray packing w/o Cap	
		GB= 5µ Gold Plating				TR= Tape/Reel w. pic and Place Cap	
		GC= 10µ Gold Plating					
		GD= 15µ Gold Plating					
		GE= 20µ Gold Plating					
		GF= 30µ Gold Plating					
		S0= Selectiv Plating Gold Flash / Tin					

SMD Male Header Pitch 2,54mm	
Part No.:	T51A1087-
Customer:	

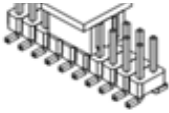
DRW:	Jason	CHKD	Wilson	MATL:	Wilson	TOLERANCE	Mason	DATE	27.03.2024
APPD:	Schumi			FINISH	Jamy		Sheet No.		3 from 4

www.edcon-components.com

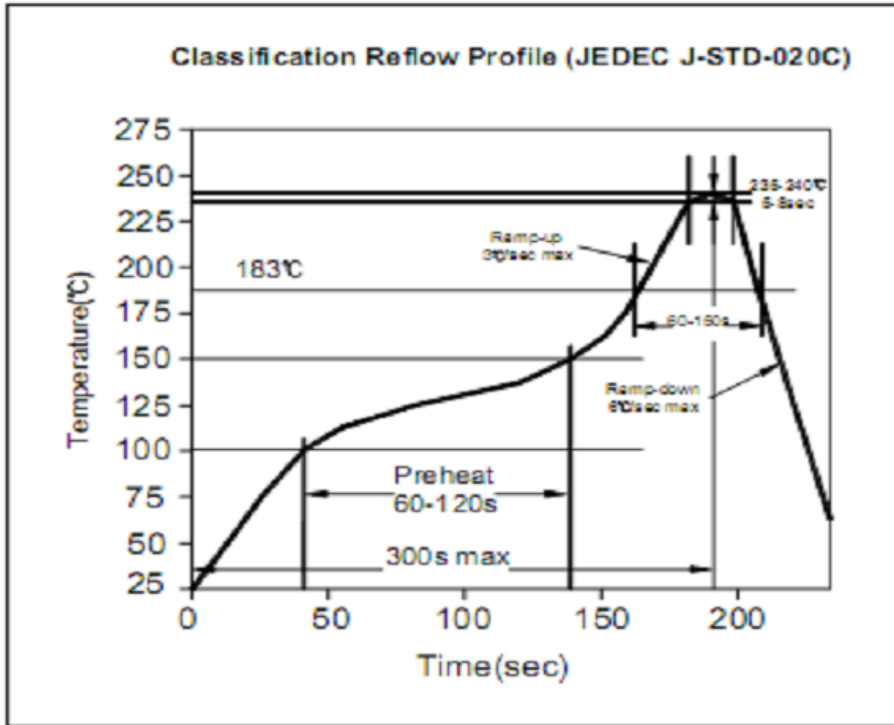
email: info@edcon-components.com

Copyright by S.Tiede
EDCON-COMPONENTS

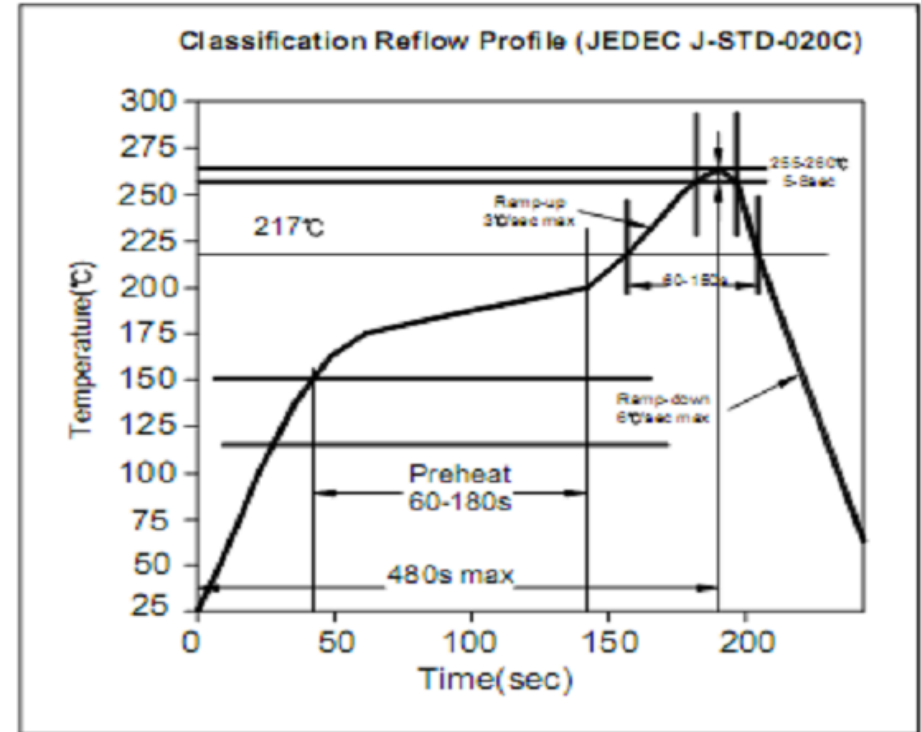




Soldering Profile for Lead Soldering (P.B.T.)



Soldering Profile for Lead Free Soldering (Nylon 6T)



**SMD Male Header Pitch
2,54mm**

Part No.: **T51A1087-**

DRW:	Jason	CHKD	Wilson	MATL:	Wilson	TOLERANCE	Mason	DATE	27.03.2024
APPD:	Schumi			FINISH	Jamy		Sheet No.	4 from 4	Customer:

www.edcon-components.com

email: info@edcon-components.com

Copyright by S.Tiede