



DISCRIPTION

FEATURES

Higher Frequency
 High Saturation Material
 Low EMI Radiation
 Pick and PLace
 Low DC Resistance

OPTIONS

Tape & Reel is Standard (Qty:2000pcs)
 Bulk Packing Available for smaller quantites
 Tolerance: J=5% and K=10% is Standard,
 Tighter Tolerances Available

APPLICATIONS

Electronic Appliances
 DC-DC Conversion (Paraller Mode)
 Isolation/Coupling (Transformer)
 Input Filter (Serial Mode)
 EMI/RFI Suppression

PHYSICAL CHARACTERISTICS

- IDC Max: Determined when superimposed
- Inductance test: HP4284A 10KHz 0.1V
- RDC: QuadTech 1880 Milliohmmeter
- Operating temperature:-40°C ~ +105°C
- Storage Temperature: -40°C ~ +105°C
- Solder methods: Vapor Phase, Infrared Reflow
- Resistance to soldering heat: 260°C for 10 seconds
- Solvent resistance: Conforms to MIL-STD-202E

ELECTRICAL SPECIFICATIONS

Properties	Test conditions		Value	Unit	Tol.
Inductance		L	15	μ H	see Site 2
Q factor		Q	---		min.
DC-resistance		DCR typ.	---	m Ω	typ.
DC-resistance		DCR max.	39	m Ω	max.
Self-Res. Freq.		SRF	25	MHz	min.
Test-Freq.			---	KHz	
Rated Current		IDC	7,4	A	max.
Saturation Current		I SAT	---	A	max.


1. This electronic component is meant to be used in general electronic equipment. Before the incorporation of this component into any equipment with higher and more reliable requirements such as aviation, aerospace, submarine, nuclear control, transportation, transportation signal, disaster prevention, medical, public information network, etc. or if there is a possibility of injuries or damages to the human body, Edcon –Components must be informed before the stage of design-in. Evaluation checks for safety have to be performed on each electronic components used in electrical circuits that require high safety and reliability functions.

SMT TOROID CHOKES

Part No.: **S39019-150**

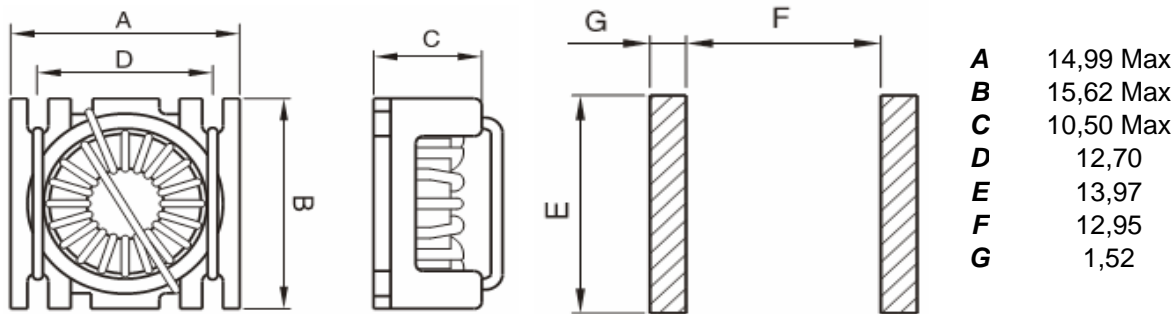
Customer:

DRW:	Chang	CHKD	Young	MATL:	Chu Chi	DATE	25.06.2009
APPD:	Pong			FINISH	Vienna	Sheet	1 from 2



TECHNICAL INFORMATIONS

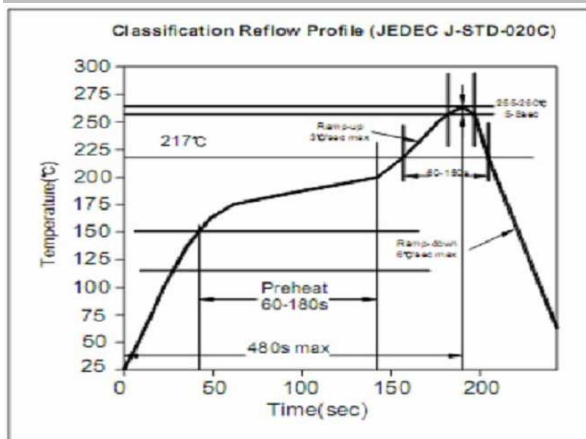
Dimensions (mm)



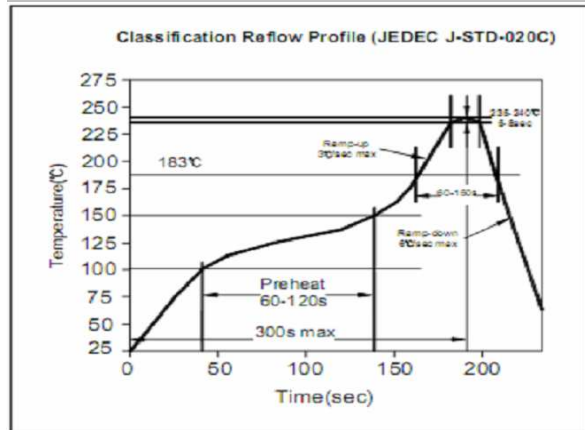
Ordering Information

Serie and Range	Tolerance	ROHS	Packing	Material
S39019-150	M	R	TR	A
	J = 5%	R = ROHS	BU = Bulk Ware	8/90
	K = 10%	N = non ROHS	TR = Tape Reel	
	M = 20%			
	N = 30%			

**Soldering Profile for Lead Free Soldering
 255-260°C**



**Soldering Profile for Lead Free Soldering
 235-240°C**



1. This electronic component is meant to be used in general electronic equipment. Before the incorporation of this component into any equipment with higher and more reliable requirements such as aviation, aerospace, submarine, nuclear control, transportation, transportation signal, disaster prevention, medical, public information network, etc. or if there is a possibility of injuries or damages to the human body, Edcon -Components must be informed before the stage of design-in. Evaluation checks for safety have to be performed on each electronic components used in electrical circuits that require high safety and reliability functions.

**SMT TOROID
 CHOKES**

Part No.: **S39019-150**

Customer:

DRW:	Chang	CHKD	Young	MATL:	Chu Chi	DATE	25.06.2009
APPD:	Pong			FINISH	Vienna	Sheet	2 from 2