



## DISCRIPTION

### FEATURES

Useful for application requiring inductance to vary with current load changes.  
 Self electromagnetic shielding.  
 Useful wide variety of power conversion and line filter application.  
 Wound on iron power material triodes.  
 High current, Low resistance, current up to 45 Amps.

### OPTIONS

Tape & Reel is Standard  
 Tolerance: M=20% is Standard,  
 Tighter Tolerances Available

### APPLICATIONS

Excellent for power line DC-DC conversion applications used in hard disk, notebook computers and other electronic equipment.

## PHYSICAL CHARACTERISTICS

- Inductance: HP4284A LCR Meter
- DC Resistance: HP4338B Milliohms Meter
- DC Bias: WK3265B+WK3260B

## ELECTRICAL SPECIFICATIONS

Properties	Test conditions		Value	Unit	Tol.
Inductance		L	1,0	µH	see Site 2
Q factor		Q	---		min.
DC-resistance		DCR typ.	---	mΩ	typ.
DC-resistance		DCR max.	2,5	mΩ	max.
Self-Res. Freq.		SRF	---	MHz	min.
Test-Freq.			100	KHz	
Rated Current		IDC	15	A	max.
Saturation Current		Isat	---	A	max.
Core Material			18		

1. This electronic component is meant to be used in general electronic equipment. Before the incorporation of this component into any equipment with higher and more reliable requirements such as aviation, aerospace, submarine, nuclear control, transportation, transportation signal, disaster prevention, medical, public information network, etc. or if there is a possibility of injuries or damages to the human body, Edcon –Components must be informed before the stage of design-in. Evaluation checks for safety have to be performed on each electronic components used in electrical circuits that require high safety and reliability functions.

### SMT TOROIDAL HIGH CURRENT POWER INDUCTORS

Part No.: **S43001-1R0**

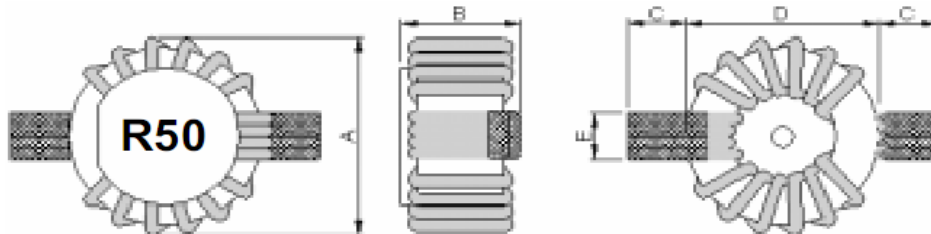
Customer:

DRW:	Chang	CHKD	Young	MATL:	Chu Chi	DATE	26.06.2009
APPD:	Pong			FINISH	Vienna	Sheet	1 from 2



**TECHNICAL INFORMATIONS**

**Dimensions ( mm )**



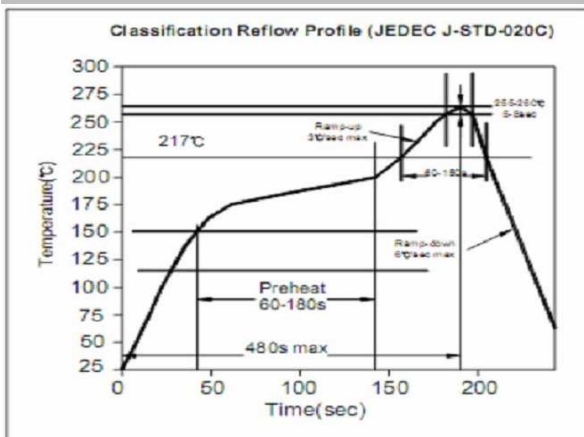
<b>A</b>	13,5 Max.	<b>C</b>	2,54 ± 0,3	<b>E</b>	2,54 Max.	<b>ID *</b>	5,21
<b>B</b>	6,35 Max.	<b>D</b>	9,53 Ref.	<b>OD *</b>	9,53	<b>Ht *</b>	3,25

\* Iron Core Dimension

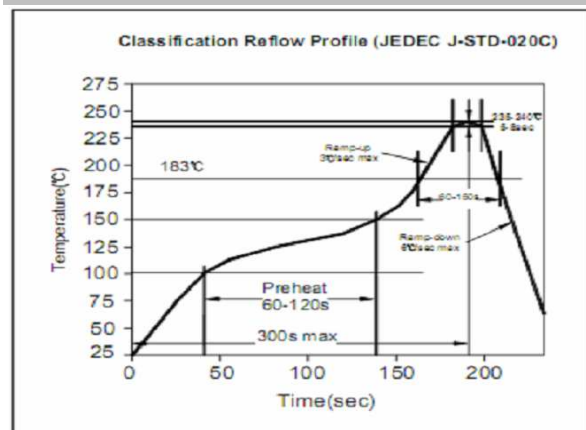
**Ordering Information**

Serie and Range	Tolerance	ROHS	Packing
S43001-1R0	M	R	TR
	K = 10%	R = ROHS	BU = Bulk Ware
	M = 20%	N = non ROHS	TR = Tape Reel

**Soldering Profile for Lead Free Soldering  
255-260°C**



**Soldering Profile for Lead Free Soldering  
235-240°C**



1. This electronic component is meant to be used in general electronic equipment. Before the incorporation of this component into any equipment with higher and more reliable requirements such as aviation, aerospace, submarine, nuclear control, transportation, transportation signal, disaster prevention, medical, public information network, etc. or if there is a possibility of injuries or damages to the human body, Edcon -Components must be informed before the stage of design-in. Evaluation checks for safety have to be performed on each electronic components used in electrical circuits that require high safety and reliability functions.

**SMT TOROIDAL HIGH  
CURRENT POWER  
INDUCTORS**

Part No.: **S43001-1R0**

Customer:

DRW:	Chang	CHKD	Young	MATL:	Chu Chi	DATE	26.06.2009
APPD:	Pong			FINISH	Vienna	Sheet	2 from 2