



# EDCON-COMPONENTS



Designed for surface mounting on high density circuit board

Emboss carrier tape packing systems is available for automatic insertion



## Technical Informations

Voltage:	<b>400Volt</b>
Range;	<b>2,2µF</b>
Dimension; D x L mm	<b>8x12mm</b>
Impedance (Ω) max., at20°C, 100hKz	<b>no specified</b>
Ripple Current (mA rms) at 105°C, 100kHz	<b>50mA</b>

Ordering Code			
<b>401</b>	<b>Voltage</b>		
<b>2R2</b>	<b>Range</b>		
<b>D=</b>	<b>E</b>	<b>L=</b>	<b>8</b>

Operating Temperatur Range of -40°C ~ +105°C

Load Life of 5000 hours at 105°C

<b>Leakage current max.</b>	Ø12,5 ~ Ø16mm		I= 0,04CV or 100µA whichever is greater ( after 2 minutes)								
<b>Capacitance tolerance</b>	± 20% at 120Hz, 20°C										
<b>Dissipation factor max. (at 120Hz, 20°C)</b>	WV		160	200	250	400	450				
	Tanδ	Ø12,5 ~ Ø16mm	0,15	0,15	0,15	0,20	0,20				

<b>Low Temperatur characteristics ( Impedance ratio at 120Hz )</b>	WV		160	200	250	400	450				
	Z-25°C / Z+20°C		3	3	3	6	6				
	Z-40°C / Z+20°C		6	6	6	10	10				

<b>Load Life ( after application of the rated voltage for 5000hrs at 105°C</b>	Leakage current	Less than specified value
	Capacitance Change	Within ±20% of initial value
	Tanδ	Less than 200% of specified value

**Shell life (at 105°C)** After 1000hours no load test, leakage current, capacitance and tanδ are same as load life value.

**CHIP High Temperature 105°C  
2000hrs**

Part No.: **I15010**

DRW:	Jason	CHKD	Wilson	MATL:	Wilson	TOLERANCE	Mason	DATE	13.09.2016
APPD:	Schumi			FINISH	Jamy			Sheet No.	2 from 7

Customer:

# EDCON-COMPONENTS



Designed for surface mounting on high density circuit board

Emboss carrier tape packing systems is available for automatic insertion



<b>Resistance to soldering heat</b>	After reflow soldering and resistance at room temperature, they meet the characteristics requirements listed at underside	
	Leakage current	Less than specified value
	Capacitance Change	Within $\pm 10\%$ of initial value
	Tan $\delta$	Less than specified value

FREQUENCY COEFFICIENT OF PERMISSIBLE RIPPLE CURRENT						
Diameter	Capacitance	Frequency				
		50Hz	120Hz	300Hz	1KHz	10KHz $\leq$
coefficient		0,80	1,00	1,25	1,40	1,60

<b>CHIP High Temperature 105°C 2000hrs</b>	
Part No.:	<b>I15010</b>
Customer:	

DRW:	Jason	CHKD	Wilson	MATL:	Wilson	TOLERANCE	Mason	DATE	13.09.2016
APPD:	Schumi			FINISH	Jamy		Sheet No.		3 from 7

# EDCON-COMPONENTS



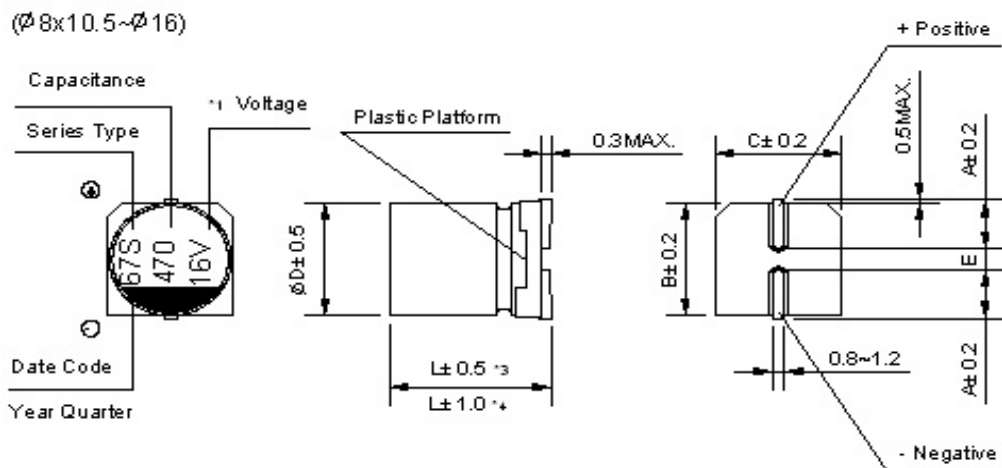
Designed for surface mounting on high density circuit board

Emboss carrier tape packing systems is available for automatic insertion

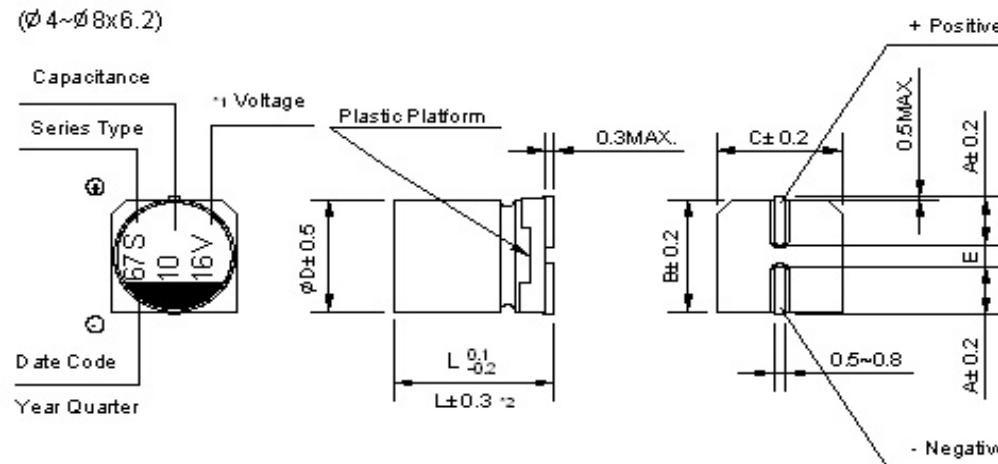


## Technical Drawing

### Dimension of Size Ø 8x10,5 ~ 16mm



### Dimension of Size Ø 4~ 8x6,2mm



D x L									Ø 12,5 x 13,5	Ø 12,5 x 16	Ø 16 x 16,5
A									4,9	4,9	5,8
B									13,0	13,0	17,0
C									13,0	13,0	17,0
E +/-0.2									4,7	4,7	6,4
L									13,5	16,0	16,5

\*1 Voltage mark (6V) represents 6,3V for Ø 4 ~ 10mm

\*3 (L +/- 0.5) is applicable to Ø 8x10,5 ~ Ø 10mm

\*2 (L +/- 0.3) is applicable to Ø 6,3 ~ 7.7 and Ø 8 + 6,2mm

\*4 (L +/- 1.0) is applicable to Ø 12,5 ~ Ø 16mm

RE. Date code and seriew type -1st digit for Year 2nd digit for Quarter, 4 quarter codes in one year area 1,4,7,0

3rd character for Serie S

**CHIP High Temperature 105°C  
2000hrs**

Part No.: **I15010**

DRW:	Jason	CHKD	Wilson	MATL:	Wilson	TOLERANCE	Mason	DATE	13.09.2016
APPD:	Schumi			FINISH	Jamy		Sheet No.		4 from 7

Customer:

[www.edcon-components.com](http://www.edcon-components.com)

email: [info@edcon-components.com](mailto:info@edcon-components.com)

# EDCON-COMPONENTS



Designed for surface mounting on high density circuit board

Emboss carrier tape packing systems is available for automatic insertion



Voltage Ordering Code	Code
4,0	<b>4V0</b>
6,3	<b>6V3</b>
10	<b>100</b>
16	<b>160</b>
25	<b>250</b>
35	<b>350</b>
50	<b>500</b>
63	<b>630</b>
80	<b>800</b>
100	<b>101</b>
160	<b>161</b>
200	<b>201</b>
250	<b>251</b>
350	<b>351</b>
400	<b>401</b>
450	<b>451</b>

Diameter ordering Code D	Code
3mm	<b>3</b>
4mm	<b>A</b>
5mm	<b>B</b>
6,3mm	<b>C</b>
8mm	<b>E</b>
10mm	<b>G</b>
12,5mm	<b>I</b>
16mm	<b>K</b>

Height ordering Code L	Code
4mm	<b>A</b>
5,4mm	<b>0</b>
5,8mm	<b>1</b>
6,2mm	<b>2</b>
7,7mm	<b>3</b>
10,5mm	<b>4</b>
13,5mm	<b>5</b>
16mm	<b>6</b>
16,5mm	<b>7</b>
12mm	<b>8</b>

**CHIP High Temperature 105°C  
2000hrs**

Part No.: **I15010**

DRW:	Jason	CHKD	Wilson	MATL:	Wilson	TOLERANCE	Mason	DATE	13.09.2016
APPD:	Schumi			FINISH	Jamy		Sheet No.		5 from 7

Customer:

# EDCON-COMPONENTS



Designed for surface mounting on high density circuit board

Emboss carrier tape packing systems is available for automatic insertion



## Ordering Informations

Serie	Voltage Code	Tolerance Code	Range Code	Size Code D	Size Code L	Special function	ROHS	Packing Code		
-------	--------------	----------------	------------	-------------	-------------	------------------	------	--------------	--	--

<b>I15010</b>	<b>401</b>	<b>M</b>	<b>2R2</b>	<b>E</b>	<b>8</b>	<b>XX</b>	<b>R</b>	<b>TR</b>		
---------------	------------	----------	------------	----------	----------	-----------	----------	-----------	--	--

look table Voltage Code	<b>M= ±20%</b>	Ordering Code Range	Look table Code D	Look table Code L	<b>XX= No function</b>	<b>R= ROHS Conform</b> <b>N= NON ROHS Conform</b>	<b>TR= Tape Reel Packing</b> <b>BU= Bulk-Ware</b>		
-------------------------	----------------	---------------------	-------------------	-------------------	------------------------	--	--	--	--

**CHIP High Temperature 105°C  
2000hrs**

Part No.: **I15010**

DRW:	Jason	CHKD	Wilson	MATL:	Wilson	TOLERANCE	Mason	DATE	13.09.2016
APPD:	Schumi			FINISH	Jamy		Sheet No.		6 from 7

Customer:

# EDCON-COMPONENTS



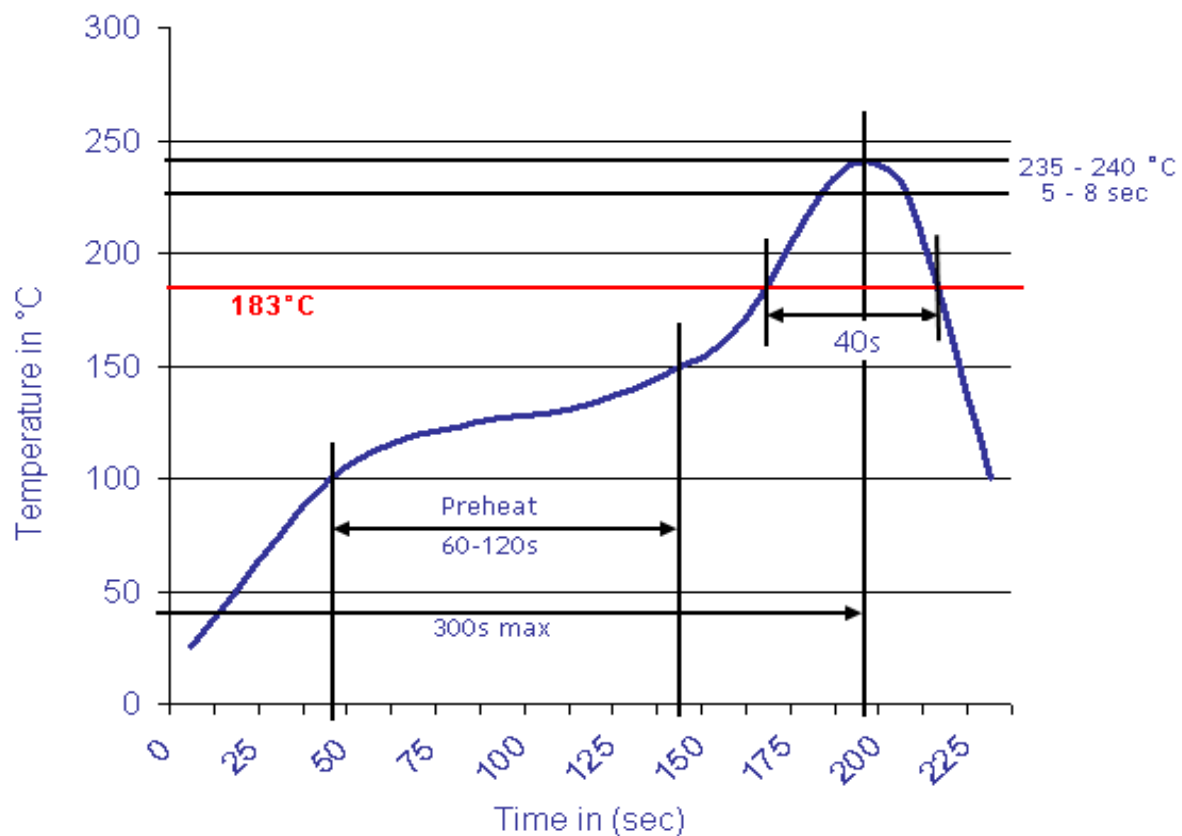
Designed for surface mounting on high density circuit board

Emboss carrier tape packing systems is available for automatic insertion



## Soldering Profile Curve

### Classification Reflow Profile (JEDEC J-STD-020C)



**CHIP High Temperature 105°C  
2000hrs**

Part No.: **I15010**

DRW:	Jason	CHKD	Wilson	MATL:	Wilson	TOLERANCE	Mason	DATE	13.09.2016
APPD:	Schumi			FINISH	Jamy		Sheet No.	7 from 7	

Customer: