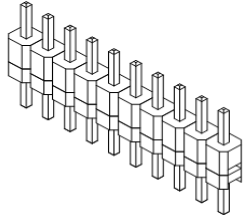


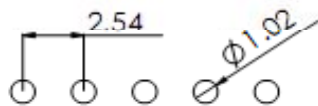
EDCON-COMPONENTS



Specifications

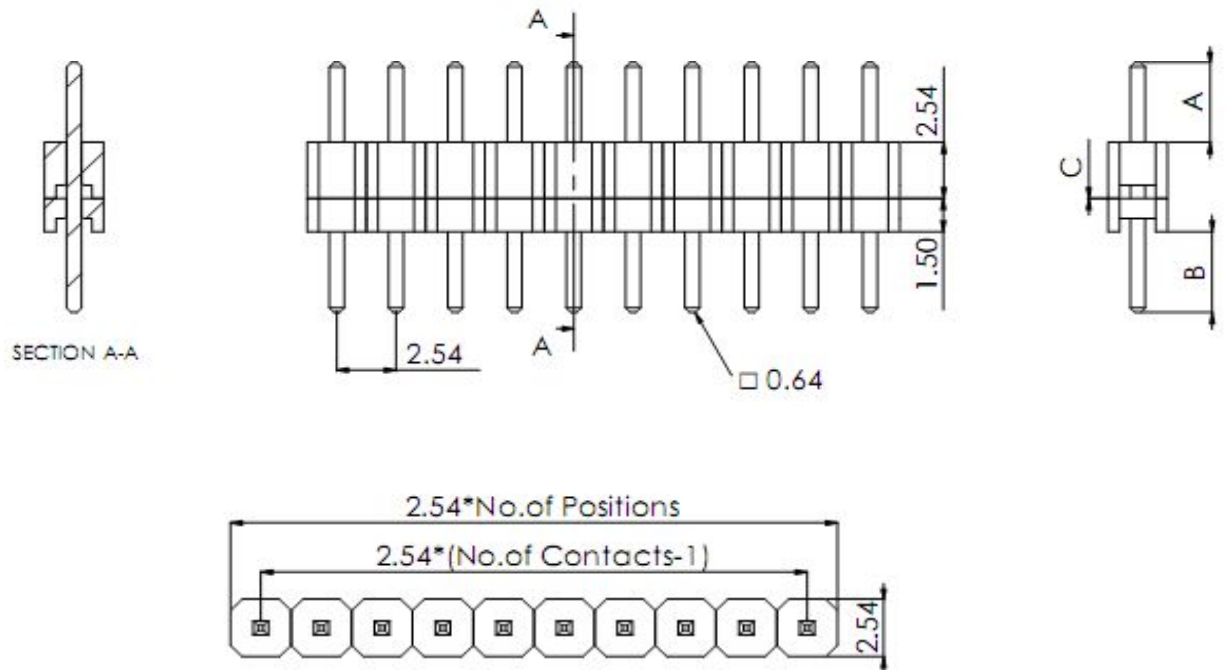
Current Rating:	3 Ampere
Insulator Resistance:	5000 Megaohm min.
Dielectric Withstanding:	AC 1000V
Operating Temperature:	.-40°C to +105°C
Contact Material:	Copper, Alloy
Insulator Material:	Polyester, UL 94V-0
Standard:	P.B.T.
Contact Plating:	Tin, Gold or Selective Plated
Standard:	Gold Flash Overall
Selectiv Plating:	Gold flash plated on contact area / tin plated on solder area
Max. Processing Temp.	230°C for 60 seconds

P.C.B Layout



Drawing (dimensions all into mm)

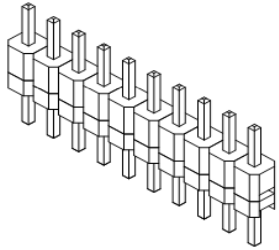
thickness of plastic body 2,54 + 1,50mm



PIN Header / Single Row / Dual Body / Pitch 2,54mm	
Part No.:	T51A1033-
Customer:	

DRW:	Jason	CHKD	Wilson	MATL:	Wilson	TOLERANCE	Mason	DATE	21.04.2023
APPD:	Schumi			FINISH	Jamy		Sheet No.	1 from 5	

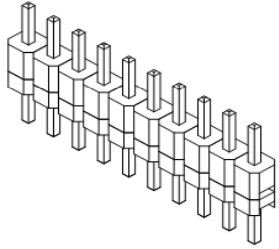
EDCON-COMPONENTS



Pin Code length table free configuration

Order	Dimension (mm)				Order	Dimension (mm)				Order	Dimension (mm)				Order	Dimension (mm)																							
Code	A	B	C	TL	Code	A	B	C	TL	Code	A	B	C	TL	Code	A	B	C	TL	Code	A	B	C	TL															
A01	3,60	3,60	0,00	11,24	A28	3,00	3,00	13,50	23,54	A55	3,00	6,00	0,00	13,04	A82	3,00	6,00	14,00	27,04	A02	3,00	3,00	0,00	10,04	A29	3,00	3,00	14,00	24,04	A56	3,00	6,00	1,00	14,04	A83	3,00	6,00	14,50	27,54
A03	3,00	3,00	1,00	11,04	A30	3,00	3,00	14,50	24,54	A57	3,00	6,00	1,50	14,54	A84	3,00	6,00	15,00	28,04	A04	3,00	3,00	1,50	11,54	A31	3,00	3,00	15,00	25,04	A58	3,00	6,00	2,00	15,04	A85	3,00	6,00	15,50	28,54
A05	3,00	3,00	2,00	12,04	A32	3,00	3,00	15,50	25,54	A59	3,00	6,00	2,50	15,54	A86	3,00	6,00	16,00	29,04	A06	3,00	3,00	2,50	12,54	A33	3,00	3,00	16,00	26,04	A60	3,00	6,00	3,00	16,04	A87	3,00	6,00	16,50	29,54
A07	3,00	3,00	3,00	13,04	A34	3,00	3,00	16,50	26,54	A61	3,00	6,00	3,50	16,54	A88	3,00	6,00	17,00	30,04	A08	3,00	3,00	3,50	13,54	A35	3,00	3,00	17,00	27,04	A62	3,00	6,00	4,00	17,04	A89	3,00	6,00	17,50	30,54
A09	3,00	3,00	4,00	14,04	A36	3,00	3,00	17,50	27,54	A63	3,00	6,00	4,50	17,54	A90	3,00	6,00	18,00	31,04	A10	3,00	3,00	4,50	14,54	A37	3,00	3,00	18,00	28,04	A64	3,00	6,00	5,00	18,04	A91	3,00	6,00	18,50	31,54
A11	3,00	3,00	5,00	15,04	A38	3,00	3,00	18,50	28,54	A65	3,00	6,00	5,50	18,54	A92	3,00	6,00	19,00	32,04	A12	3,00	3,00	5,50	15,54	A39	3,00	3,00	19,00	29,04	A66	3,00	6,00	6,00	19,04	A93	3,00	6,00	19,50	32,54
A13	3,00	3,00	6,00	16,04	A40	3,00	3,00	19,50	29,54	A67	3,00	6,00	6,50	19,54	A94	3,00	6,00	20,00	33,04	A14	3,00	3,00	6,50	16,54	A41	3,00	3,00	20,00	30,04	A68	3,00	6,00	7,00	20,04	A95	3,00	6,00	20,50	33,54
A15	3,00	3,00	7,00	17,04	A42	3,00	3,00	20,50	30,54	A69	3,00	6,00	7,50	20,54	A96	3,00	6,00	21,00	34,04	A16	3,00	3,00	7,50	17,54	A43	3,00	3,00	21,00	31,04	A70	3,00	6,00	8,00	21,04	A97	3,00	6,00	21,50	34,54
A17	3,00	3,00	8,00	18,04	A44	3,00	3,00	21,50	31,54	A71	3,00	6,00	8,50	21,54	A98	3,00	6,00	22,00	35,04	A18	3,00	3,00	8,50	18,54	A45	3,00	3,00	22,00	32,04	A72	3,00	6,00	9,00	22,04	A99	3,00	6,00	22,50	35,54
A19	3,00	3,00	9,00	19,04	A46	3,00	3,00	22,50	32,54	A73	3,00	6,00	9,50	22,54	B00	3,00	6,00	23,00	36,04	A20	3,00	3,00	9,50	19,54	A47	3,00	3,00	23,00	33,04	A74	3,00	6,00	10,00	23,04	B01	3,00	6,00	23,50	36,54
A21	3,00	3,00	10,00	20,04	A48	3,00	3,00	23,50	33,54	A75	3,00	6,00	10,50	23,54	B02	3,00	6,00	24,00	37,04	A22	3,00	3,00	10,50	20,54	A49	3,00	3,00	24,00	34,04	A76	3,00	6,00	11,00	24,04	B03	3,00	6,00	24,50	37,54
A23	3,00	3,00	11,00	21,04	A50	3,00	3,00	24,50	34,54	A77	3,00	6,00	11,50	24,54	B04	3,00	6,00	25,00	38,04	A24	3,00	3,00	11,50	21,54	A51	3,00	3,00	25,00	35,04	A78	3,00	6,00	12,00	25,04	PIN Header / Single Row / Dual Body / Pitch 2,54mm				
A25	3,00	3,00	12,00	22,04	A52	3,00	3,00	25,50	35,54	A79	3,00	6,00	12,50	25,54	Part No.: T51A1033-																								
A26	3,00	3,00	12,50	22,54	A53	3,00	3,00	26,00	36,04	A80	3,00	6,00	13,00	26,04	Customer:																								
A27	3,00	3,00	13,00	23,04	A54	3,00	3,00	26,50	36,54	A81	3,00	6,00	13,50	26,54	DRW: Jason CHKD Wilson MATL: Wilson TOLERANCE Mason DATE 21.04.2023																								
APPD: Schumi				FINISH Jamy				Sheet No. 2 from 5																															

EDCON-COMPONENTS



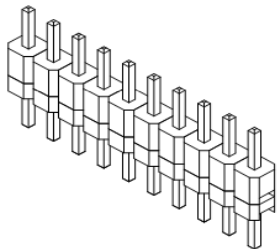
Pin Code length table free configuration

Order Code	Dimension (mm)			
	A	B	C	TL
B05				4,04
B06				4,04
B07				4,04
B08				4,04
B09				4,04
B10				4,04
B11				4,04
B12				4,04
B13				4,04
B14				4,04
B15				4,04
B16				4,04
B17				4,04
B18				4,04
B19				4,04
B20				4,04
B21				4,04
B22				4,04
B23				4,04
B24				4,04
B25				4,04
B26				4,04
B27				4,04
B28				4,04
B29				4,04
B30				4,04
B31				4,04

PIN Header / Single Row / Dual Body / Pitch 2,54mm	
Part No.:	T51A1033-
Customer:	

DRW:	Jason	CHKD	Wilson	MATL:	Wilson	TOLERANCE	Mason	DATE	21.04.2023
APPD:	Schumi			FINISH	Jamy		Sheet No.		3 from 5

EDCON-COMPONENTS



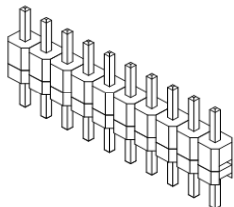
Ordering Informations

Serie	No. of Pos.	Construction	Contact Plating	Material	Polarisation Peg	Pin Length Code	ROHS	Packing		
T51A1033-	XX	ST	G0	PB	N	A01	R	BU		

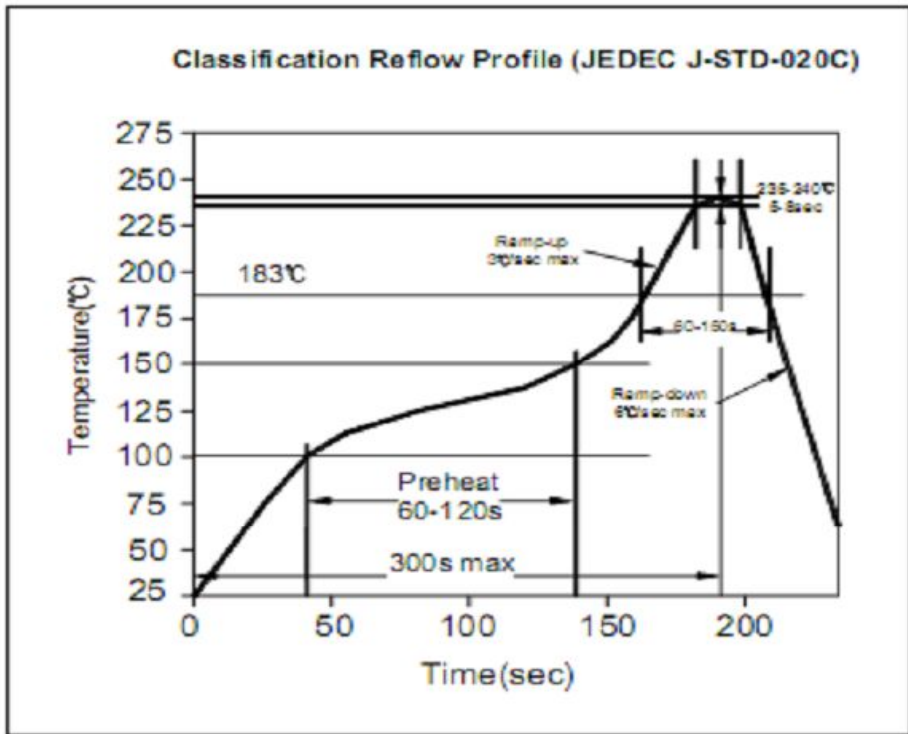
XX = total pin of header	ST = straight THT	G0 = Gold Flash (Standard)	PB =P.B.T (Standard)	N = No	look table page 2	N =NO ROHS	BU = Bulk (Standard)
T0 = Tin plated	GA = 10µ Gold Plating	GB = 15µ Gold Plating	GC = 20µ Gold Plating			PY = Polyester UL94V-0	R =ROHS conform
S0 = Selectiv Plating Gold Flash / Tin	TN = Tin Plated		NY = Nylon-6T			TC = Tube w. pic and Place Cap	TY = Tray packing w/o Cap
						TR = Tape/Reel w. pic and Place Cap	

PIN Header / Single Row / Dual Body / Pitch 2,54mm
Part No.: T51A1033-
Customer:

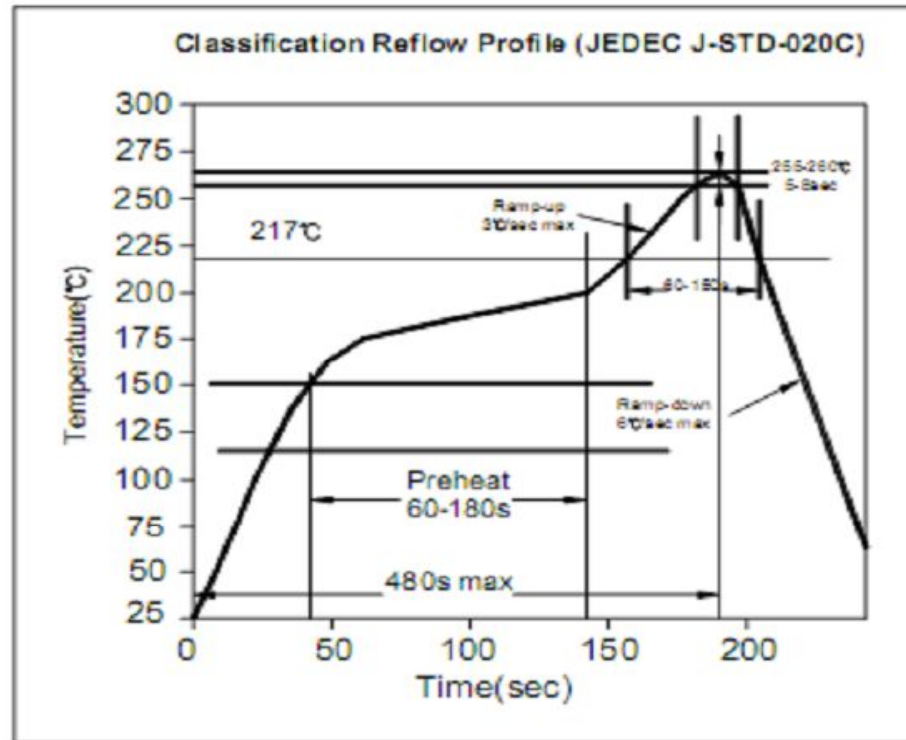
DRW:	Jason	CHKD	Wilson	MATL:	Wilson	TOLERANCE	Mason	DATE	21.04.2023
APPD:	Schumi			FINISH	Jamy		Sheet No.		4 from 5



Soldering Profile for Lead Soldering (P.B.T.)



Soldering Profile for Lead Free Soldering (Nylon 6T)



PIN Header / Single Row / Dual Body / Pitch 2,54mm	
Part No.:	T51A1033-
Customer:	

DRW:	Jason	CHKD	Wilson	MATL:	Wilson	TOLERANCE	Mason	DATE	21.04.2023
APPD:	Schumi			FINISH	Jamy		Sheet No.		5 from 5