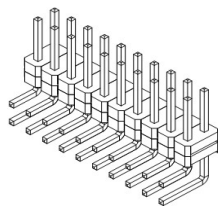


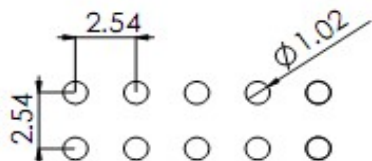
EDCON-COMPONENTS



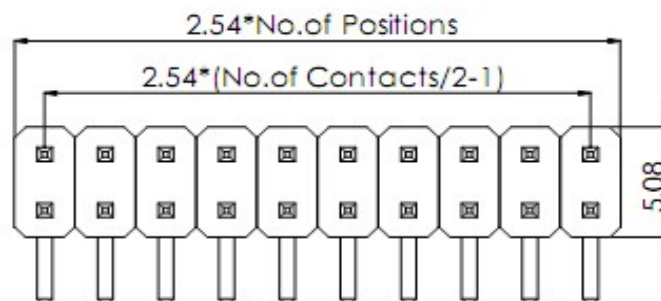
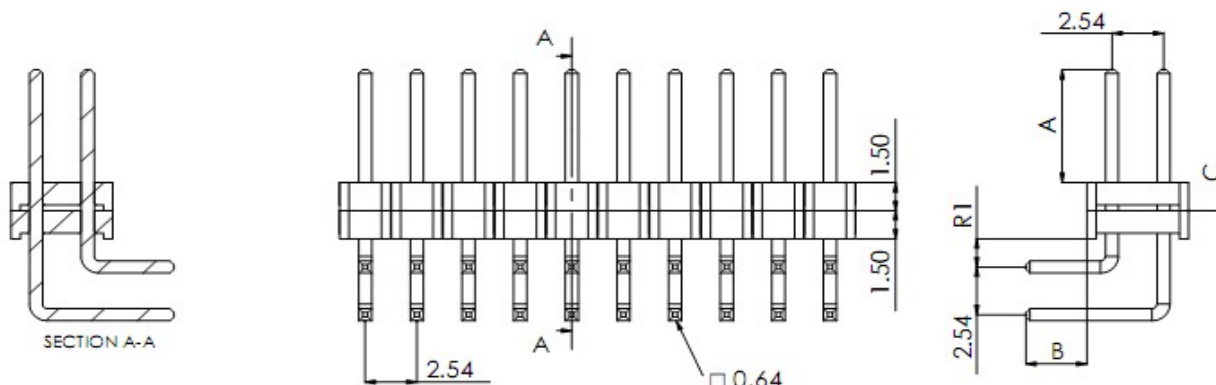
Specifications

Current Rating:	3 Ampere
Insulator Resistance:	5000 Megaohm min.
Dielectric Withstanding:	AC 1000V
Operating Temperature:	-.40°C to +105°C
Contact Material:	Copper, Alloy
Insulator Material:	Polyester, UL 94V-0
Standard:	P.B.T.
Contact Plating:	Tin, Gold or Selective Plated
Standard:	Gold Flash Overall
Selectiv Plating:	Gold flash plated on contact area / tin plated on solder area
Max. Prozessing Temp.	230°C for 60 seconds

P.C.B Layout



Drawing (dimensions all into mm)



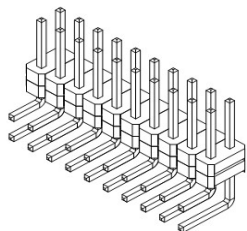
PIN Header / Dual Row / Dual Body / Pitch 2,54mm

Part No.: **T51A1009-**

DRW:	Jason	CHKD	Wilson	MATL:	Wilson	TOLERANCE	Mason	DATE	01.02.2023
APPD:	Schumi			FINISH	Jamy		Sheet No.		1 from 4

Customer:

EDCON-COMPONENTS



Pin Code length table free configuration

Order Code	Dimension (mm)			
	A	B	C	R1
A01	6,00	3,00	0,00	1,50
A02	6,00	3,00	1,00	1,50
A03	6,00	3,00	1,50	1,50
A04	6,00	3,00	2,00	1,50
A05	6,00	3,00	2,50	1,50
A06	6,00	3,00	3,00	1,50
A07	6,00	3,00	3,50	1,50
A08	6,00	3,00	4,00	1,50
A09	6,00	3,00	4,50	1,50
A10	6,00	3,00	5,00	1,50
A11	6,00	3,00	5,50	1,50
A12	6,00	3,00	6,00	1,50
A13	6,00	3,00	6,50	1,50
A14	6,00	3,00	7,00	1,50
A15	6,00	3,00	7,50	1,50
A16	6,00	3,00	8,00	1,50
A17	6,00	3,00	8,50	1,50
A18	6,00	3,00	9,00	1,50
A19	6,00	3,00	9,50	1,50
A20	6,00	3,00	10,00	1,50
A21	6,00	3,00	10,50	1,50
A22	6,00	3,00	11,00	1,50

Order Code	Dimension (mm)			
	A	B	C	L
A23	4,00	3,00	0,00	1,50
A24	4,00	3,00	1,00	1,50
A25	4,00	3,00	1,50	1,50
A26	4,00	3,00	2,00	1,50
A27	4,00	3,00	2,50	1,50
A28	4,00	3,00	3,00	1,50
A29	4,00	3,00	3,50	1,50
A30	4,00	3,00	4,00	1,50
A31	4,00	3,00	4,50	1,50
A32	4,00	3,00	5,00	1,50
A33	4,00	3,00	5,50	1,50
A34	4,00	3,00	6,00	1,50
A35	4,00	3,00	6,50	1,50
A36	4,00	3,00	7,00	1,50
A37	4,00	3,00	7,50	1,50
A38	4,00	3,00	8,00	1,50
A39	4,00	3,00	8,50	1,50
A40	4,00	3,00	9,00	1,50
A41	4,00	3,00	9,50	1,50
A42	4,00	3,00	10,00	1,50
A43	4,00	3,00	10,50	1,50
A44	4,00	3,00	11,00	1,50

Order Code	Dimension (mm)			
	A	B	C	L
A45				
A46				
A47				
A48				
A49				
A50				
A51				
A52				
A53				
A54				
A55				
A56				
A57				
A58				
A59				
A60				
A61				
A62				
A63				
A64				
A65				
A66				

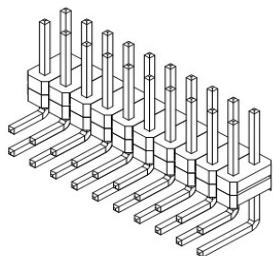
PIN Header / Dual Row / Dual Body / Pitch 2,54mm

Part No.: **T51A1009-**

DRW:	Jason	CHKD	Wilson	MATL:	Wilson	TOLERANCE	Mason	DATE	01.02.2023
APPD:	Schumi			FINISH	Jamy		Sheet No.		2 from 4

Customer:

EDCON-COMPONENTS



Ordering Informations

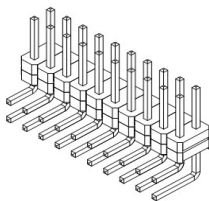
Serie	No. of Pos.	Construction	Contact Plating	Material	Polarisation Peg	Pin Length Code	ROHS	Packing		
T51A1009-	XX	RT	G0	PB	N	A01	R	BU		

XX = total pin of header	RT = right angle THT	G0 = Gold Flash (Standard)	PB =P.B.T (Standard)	N = No	look table page 2	N =NO ROHS conform	BU = Bulk (Standard)
T0 = Tin plated	GA = 10µ Gold Plating	PY = Polyester UL94V-0	R =ROHS conform			TU = Tube w/o Cap	
GB = 15µ Gold Plating	GC = 20µ Gold Plating	NY = Nylon-6T				TC = Tube w. pic and Place Cap	
S0 = Selectiv Plating Gold Flash / Tin						TY = Tray packing w/o Cap	
TN = Tin Plated						TR = Tape/Reel w. pic and Place Cap	

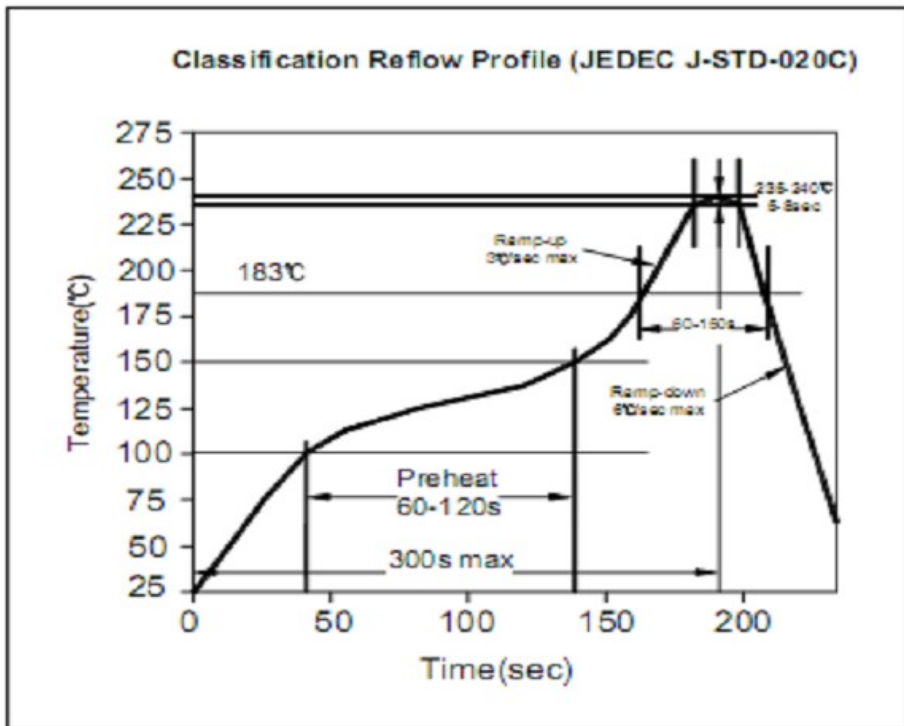
PIN Header / Dual Row / Dual Body / Pitch 2,54mm
Part No.: T51A1009-
Customer:

DRW:	Jason	CHKD	Wilson	MATL:	Wilson	TOLERANCE	Mason	DATE	01.02.2023
APPD:	Schumi			FINISH	Jamy		Sheet No.		3 from 4

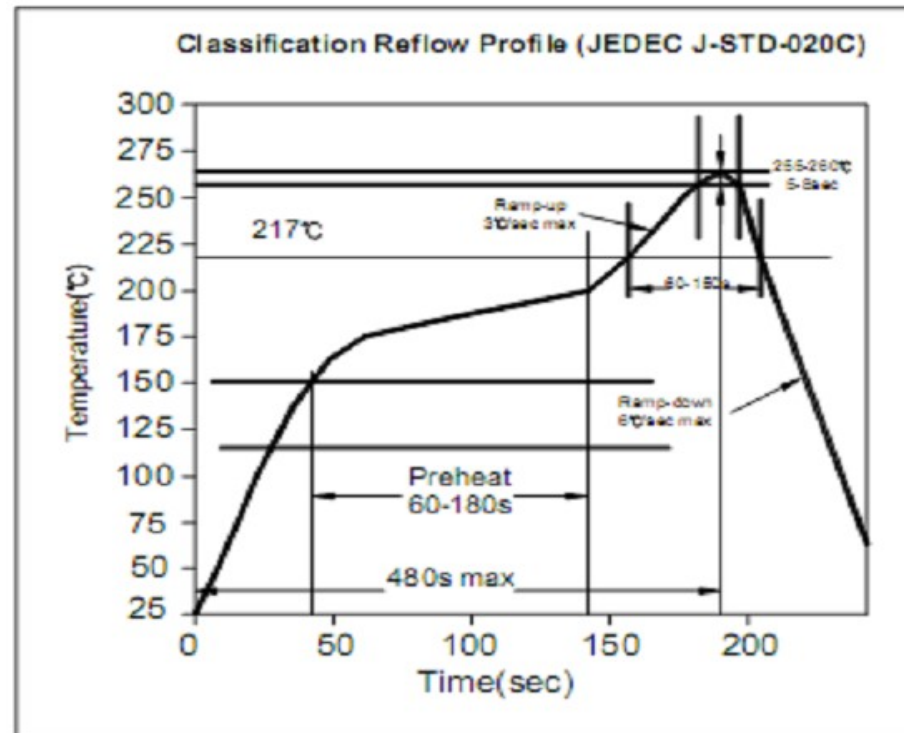
EDCON-COMPONENTS



Soldering Profile for Lead Soldering (P.B.T.)



Soldering Profile for Lead Free Soldering (Nylon 6T)



PIN Header / Dual Row / Dual Body / Pitch 2,54mm

Part No.: **T51A1009-**

DRW:	Jason	CHKD	Wilson	MATL:	Wilson	TOLERANCE	Mason	DATE	01.02.2023	Customer:
APPD:	Schumi			FINISH	Jamy		Sheet No.	4 from 4		

www.edcon-components.com

email: info@edcon-components.com