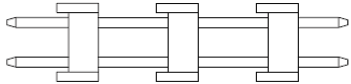


EDCON-COMPONENTS



Pin Code length table free configuration

Order Code	Dimension (mm)				
	A	B	C	C1	TL
A01	3,00	2,20	16,80	8,80	22,00
A02	3,00	2,20	16,00	8,00	21,20
A03	3,00	2,20	15,50	7,50	20,70
A04	3,00	2,20	15,00	7,00	20,20
A05	3,00	2,20	14,50	6,50	19,70
A06	3,00	2,20	14,00	6,00	19,20
A07	3,00	2,20	13,50	5,50	18,70
A08	3,00	2,20	13,00	5,00	18,20
A09	3,00	2,20	12,50	4,50	17,70
A10	3,00	2,20	12,00	4,00	17,20
A11	3,00	2,20	11,50	3,50	16,70
A12	3,00	2,20	10,00	3,00	15,20
A13	3,00	2,20	10,50	2,50	15,70
A14	3,00	2,20	10,00	2,00	15,20
A15	3,00	2,20	17,50	9,50	22,70
A16	3,00	2,20	18,00	10,00	23,20
A17	3,00	2,20	18,50	10,50	23,70
A18	3,00	2,20	19,00	11,00	24,20
A19	3,00	2,20	19,50	11,50	24,70
A20	3,00	2,20	20,00	12,00	25,20
A21	3,00	2,20	20,50	12,50	25,70
A22	3,00	2,20	21,00	13,00	26,20
A23	3,00	2,20	22,00	13,50	27,20
A24	3,00	2,20	22,50	14,00	27,70
A25	3,00	2,20	23,00	14,50	28,20
A26	3,00	2,20	23,50	15,00	28,70
A27	3,00	2,20	24,00	15,50	29,20

Order Code	Dimension (mm)				
	A	B	C	C1	TL
A28					
A29					
A30					
A31					
A32					
A33					
A34					
A35					
A36					
A37					
A38					
A39					
A40					
A41					
A42					
A43					
A44					
A45					
A46					
A47					
A48					
A49					
A50					
A51					
A52					
A53					
A54					

Order Code	Dimension (mm)				
	A	B	C	C1	TL
A55					
A56					
A57					
A58					
A59					
A60					
A61					
A62					
A63					
A64					
A65					
A66					
A67					
A68					
A69					
A70					
A71					
A72					
A73					
A74					
A75					
A76					
A77					
A78					
A79					
A80					
A81					

PIN Header /Dual Row / Tripple Body / Pitch 1,00mm

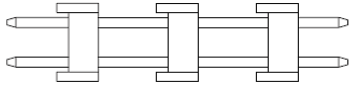
Part No.: **T51D1033**

DRW:	Jason	CHKD	Wilson	MATL:	Wilson	TOLERANCE	Mason	DATE	23.03.2024
APPD:	Schumi			FINISH	Jamy		Sheet No.		2 from 4

Customer: email: info@edcon-components.com

www.edcon-components.com

EDCON-COMPONENTS



Ordering Informations

Serie	No. of Pos.	Construction	Contact Plating	Material	Special Function	Pin Length Code	ROHS	Packing		
-------	-------------	--------------	-----------------	----------	------------------	-----------------	------	---------	--	--

T51D1033	-	XX	ST	G0	PB	X	Axx	R	BU	
-----------------	---	-----------	-----------	-----------	-----------	----------	------------	----------	-----------	--

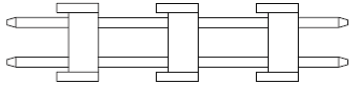
XX = total pin of header	ST = Straight THT	G0 = Gold Flash (Standard)	PB =P.B.T (Standard)	X = No function	look table page 2	N =NO ROHS	BU = Bulk (Standard)
		T0 = Tin plated	PA = Polyester 6T			R =ROHS conform	TU = Tube w/o Cap
		GA = 10µ Gold Plating	NY = Nylon 6T				TC = Tube w. pic and Place Cap
		GB = 15µ Gold Plating					TY = Tray packing w/o Cap
		GC = 20µ Gold Plating					TR = Tape/Reel w. pic and Place Cap
		S0 = Selectiv Plating Gold Flash / Tin					
		TN = Tin Plated					

PIN Header /Dual Row / Tripple Body / Pitch 1,00mm
Part No.: T51D1033
Customer:

DRW:	Jason	CHKD	Wilson	MATL:	Wilson	TOLERANCE	Mason	DATE	23.03.2024
APPD:	Schumi			FINISH	Jamy		Sheet No.		3 from 4

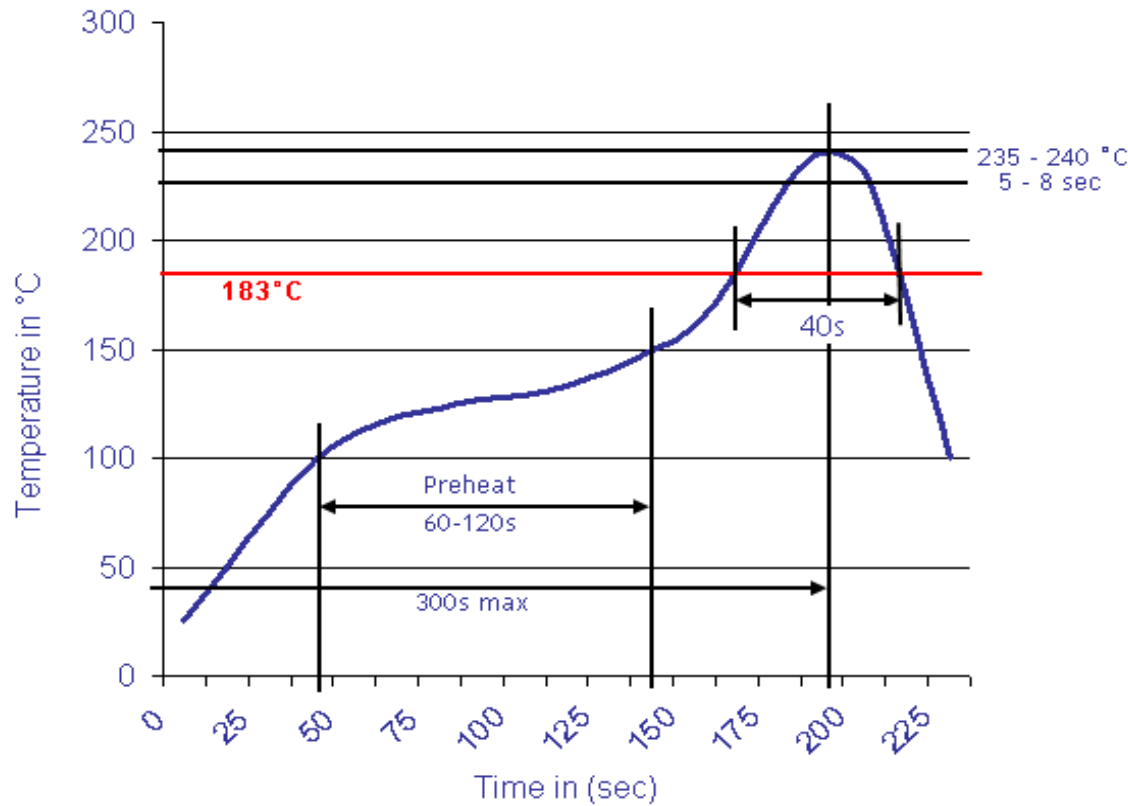
www.edcon-components.com

email: info@edcon-components.com



Soldering Profile for Lead Free Soldering

Classification Reflow Profile (JEDEC J-STD-020C)



PIN Header /Dual Row / Tripple Body / Pitch 1,00mm

Part No.: **T51D1033**

DRW:	Jason	CHKD	Wilson	MATL:	Wilson	TOLERANCE	Mason	DATE	23.03.2024
APPD:	Schumi			FINISH	Jamy		Sheet No.	4 from 4	Customer: