

# Data Sheet

## (Header) of Pluggable Terminal Block

**Pitch: 3,50 mm**


**Serie: A14G202**

### Customer Information for special Item

**EDCON Customer : 0**

**Customer Version No. : 0**

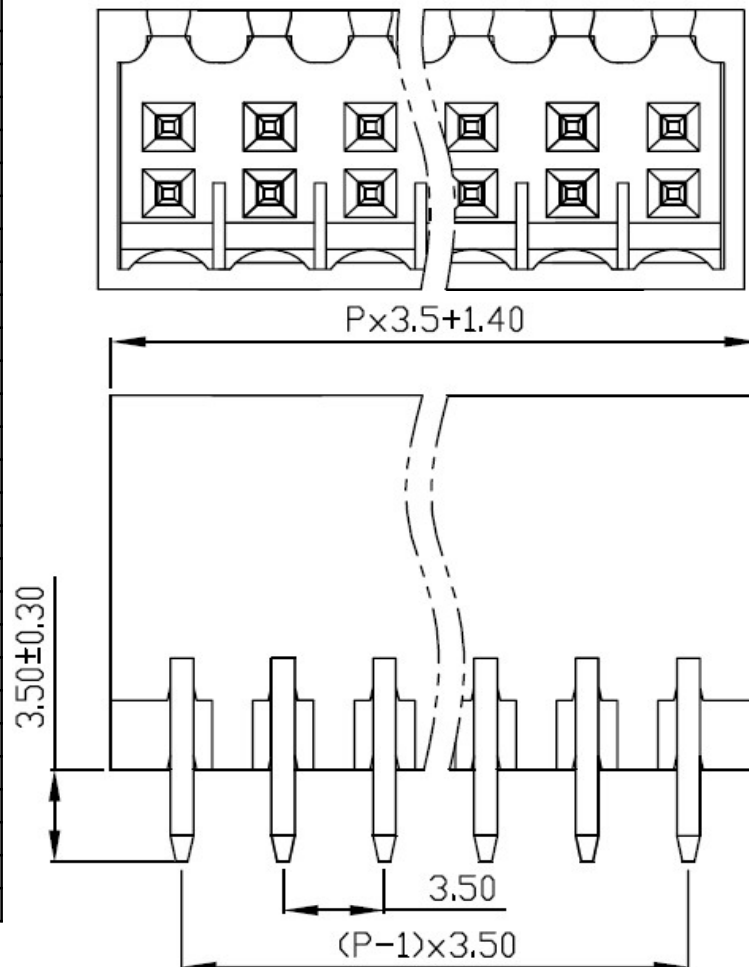
# EDCON-COMPONENTS



## Technical Description

<b>Group UL / CUL</b>	<b>B</b>	<b>C</b>	<b>D</b>
Rated Voltage: (V)	300		300
Rated Current: (A)	8		10
Wire Range:			
Solid: (AWG)			
Stranded: (AWG)			
Withstanding Voltage:	1600V/1Min		
<b>Technical Data IEC (VDE)</b>	<b>III</b>	<b>III</b>	<b>II</b>
Contamination Class	-	2	2
Rated Voltage: (V)	-	160	200
Rated Current: (A)	-	7	7
Withstandin Voltage impulse: (KV)	-	2,5	2,5
Conductor Cross Section			
Solid: (mm <sup>2</sup> )			
Flexible: (mm <sup>2</sup> )			
<b>Material:</b>			
Insulation Material:	PA66		
Imflamability:	UL94V-0		
Contact Material:	Copper Alloy		
surface Plating:	Tin plated		
<b>Other Data</b>			
Pitch: (mm)	3,5		
No of Poles: (P)	2x2 ~2x24		
Stripping Length: (mm)			
Screw: (Nm)			
Operating Temperature:: (°C)	-40C to +105		
Pin Dimensions (mm)	3,5		
PCB Hole Diameter:(mm)	1,4		

## Drawing (Dimension in mm)




**(Header) of Pluggable Terminal Block**

Part No.: **A14G202**

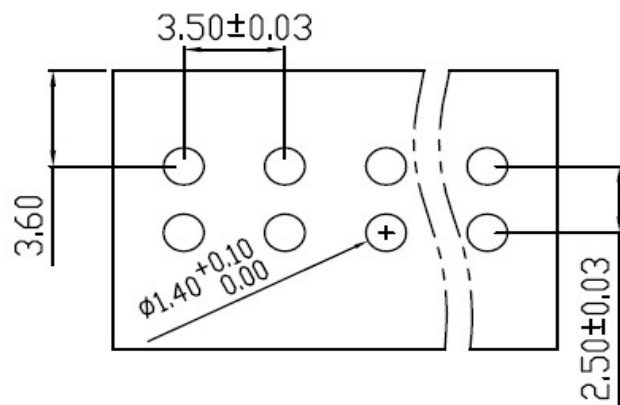
DRW:	Jason	CHKD	Wilson	MATL:	Wilson	TOLERANCE	Mason	DATE	04.12.2022
APPD:	Schumi			FINISH	Jamy		Sheet No.		1 from 4

Customer:

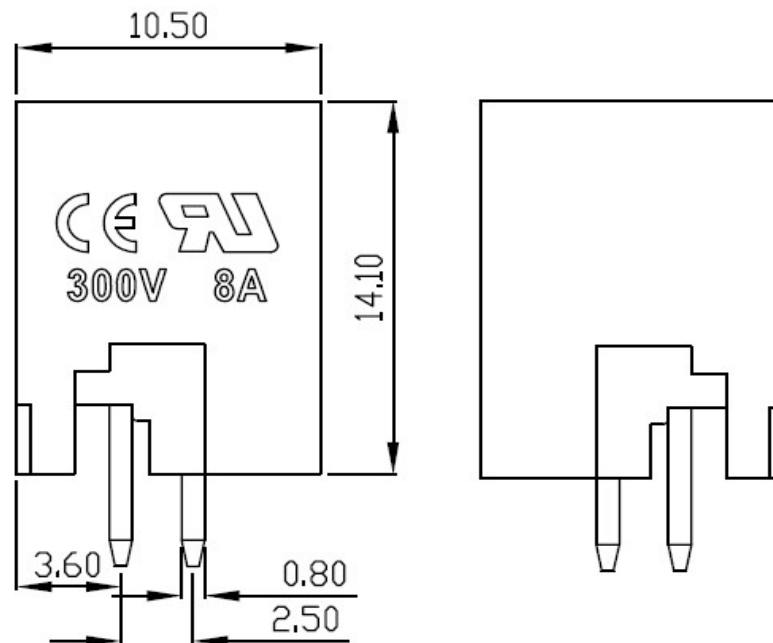
# EDCON-COMPONENTS



## PCB Layout



## Dimensions (mm)



linear dimension (Tolerances Standard GB/T 14486-2008)								—	▱	⊥
variable range	to 6	over 6 to 10	over 10 to 30	over 30 to 60	over 60 to 100	over 100 to 160	over 160 to	to 10	over 10 to 100	over 100 to
tolerance	±0.20	±0.30	±0.50	±0.70	±1.00	±1.30	±1.60	0.10	0.30	0.60


<b>(Header) of Pluggable Terminal Block</b>	
Part No.:	<b>A14G202</b>
Customer:	

DRW:	Jason	CHKD:	Wilson	MATL:	Wilson	TOLERANCE:	Mason	DATE:	04.12.2022
APPD:	Schumi			FINISH:	Jamy		Sheet No.		2 from 4

[www.edcon-components.com](http://www.edcon-components.com)

email: [info@edcon-components.com](mailto:info@edcon-components.com)

# EDCON-COMPONENTS



## Ordering Informations

Serie	No. of Pos.	Body Color	No Function	Approval Code	ROHS	Packing	EDCON Cust. No.	Customer Version		
-------	-------------	------------	-------------	---------------	------	---------	-----------------	------------------	--	--


<b>A14G202</b>	<b>04</b>	<b>OR</b>	<b>N</b>	<b>A</b>	<b>R</b>	<b>B</b>				
----------------	-----------	-----------	----------	----------	----------	----------	--	--	--	--

Pitch  
3,50

<b>04</b> = Number of Pos.		<b>N</b> = No function	<b>N</b> = NON Approval	<b>R</b> = ROHS Conform	<b>B</b> = Bulk-Ware	<b>xxxxxx</b> = Customer Number	<b>xxx</b> = Customer Version ??(Printing)
Standard 2x2 ~ 2x24 Pos.			<b>A</b> = UL /UR Approval Please consult EDCON for available	<b>N</b> = NON ROHS Conform	<b>I</b> = Individual Package		
			<b>B</b> = VDE Approval Please consult EDCON for available				
	<b>OR</b> = Orange		<b>C</b> = TÜV Approval Please consult EDCON for available				

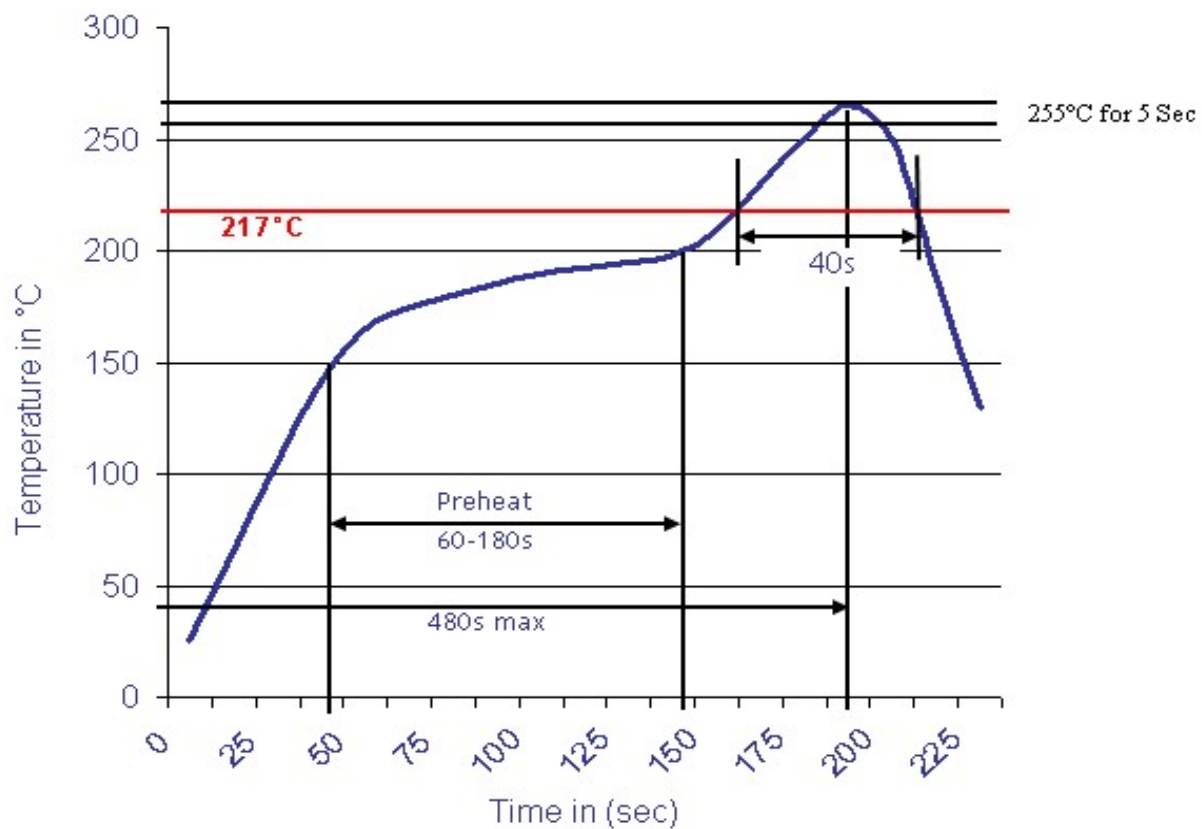
<b>(Header) of Pluggable Terminal Block</b>	
Part No.:	<b>A14G202</b>
Customer:	

DRW:	Jason	CHKD	Wilson	MATL:	Wilson	TOLERANCE	Mason	DATE	04.12.2022
APPD:	Schumi			FINISH	Jamy		Sheet No.		3 from 4



Soldering Profile Curve

Classification Reflow Profile (JEDEC J-STD-020C)



<b>(Header) of Pluggable Terminal Block</b>	
Part No.:	<b>A14G202</b>
Customer:	

DRW:	Jason	CHKD	Wilson	MATL:	Wilson	TOLERANCE	Mason	DATE	04.12.2022
APPD:	Schumi			FINISH	Jamy		Sheet No.	4 from 4	